



# National Weekly Fed Cattle Comprehensive

Agricultural Marketing Service

Livestock, Poultry, and Grain Market News

February 25, 2020

## Weighted Average Prices

(Weekly Information from 2pm Previous Monday to 10am Current Monday; Includes Negotiated, Formula Nets, Contract Nets, & Grid Nets)"

### All Steers & Heifers (Beef Type Cattle)

| Purchasing Basis | % Choice         | Head    | Avg Price | Week Ago Change | Year Ago Change |
|------------------|------------------|---------|-----------|-----------------|-----------------|
| Dressed          | > 65% Choice     | 248,169 | \$193.54  | (\$1.73) ↓      | (\$7.34) ↓      |
|                  | < 65% Choice     | 27,086  | \$189.91  | (\$1.99) ↓      | (\$7.24) ↓      |
|                  | Total all Grades | 275,255 | \$193.18  | (\$1.82) ↓      | (\$7.28) ↓      |
| Live             | > 65% Choice     | 101,955 | \$120.61  | (\$0.80) ↓      | (\$6.00) ↓      |
|                  | < 65% Choice     | 11,455  | \$119.80  | (\$0.99) ↓      | (\$5.05) ↓      |
|                  | Total all Grades | 113,410 | \$120.53  | (\$0.80) ↓      | (\$5.89) ↓      |

### Dairy Bred

| Purchasing Basis | % Choice         | Head   | Avg Price | Week Ago Change | Year Ago Change |
|------------------|------------------|--------|-----------|-----------------|-----------------|
| Dressed          | > 65% Choice     | 25,979 | \$175.92  | (\$1.94) ↓      | (\$1.30) ↓      |
|                  | < 65% Choice     | 2,491  | \$172.01  | \$2.43 ↑        | (\$6.48) ↓      |
|                  | Total all Grades | 28,470 | \$175.58  | (\$1.78) ↓      | (\$1.81) ↓      |
| Live             | > 65% Choice     | 2,891  | \$106.53  | (\$2.84) ↓      | (\$3.80) ↓      |
|                  | < 65% Choice     | 896    | \$106.47  | (\$5.29) ↓      | (\$5.33) ↓      |
|                  | Total all Grades | 3,787  | \$106.52  | (\$3.62) ↓      | (\$4.45) ↓      |

## Spread Comparison Values

### Beef Type minus Dairy Type

(Weekly Information from 2pm Previous Monday to 10am Current Monday; Includes Negotiated, Formula Nets, Contract Nets, & Grid Nets)

| Purchasing Basis | Current   | Week Ago Change | Year Ago Change |
|------------------|-----------|-----------------|-----------------|
| Dressed          | \$17.60 ↑ | \$17.64 ↑       | \$23.07 ↑       |
| Live             | \$14.01 ↑ | \$11.19 ↑       | \$15.45 ↑       |

### Formula Net minus Negotiated

(Beef Type Cattle; All live transactions converted to a dressed price)

#### 52 Week Rolling Average

\$1.17





# National Weekly Fed Cattle Comprehensive

Agricultural Marketing Service  
Livestock, Poultry, and Grain Market News

February 25, 2020

## Formula Base minus Negotiated

(Beef Type Cattle; All live transactions converted to a dressed price)

52 Week Rolling Average

(\$1.75)



## Formula Net minus Formula Base

(Beef Type Cattle; All live transactions converted to a dressed price)

52 Week Rolling Average

\$2.92



## Grading % and Carcass Weights

(Beef Type Cattle; Includes Formula Net, Contract Net, and Grid Net; Grading % includes Choice & higher; Carcass Weight includes all grades; All live transactions converted to a dressed basis)

Grading %

82.5

Week Ago

83.2



Dressed Weight

877.0

Week Ago

881.0



## Daily Formula Base Voume

Tue Feb 18

68,532

Wed Feb 19

46,787

Thu Feb 20

43,348

Fri Feb 21

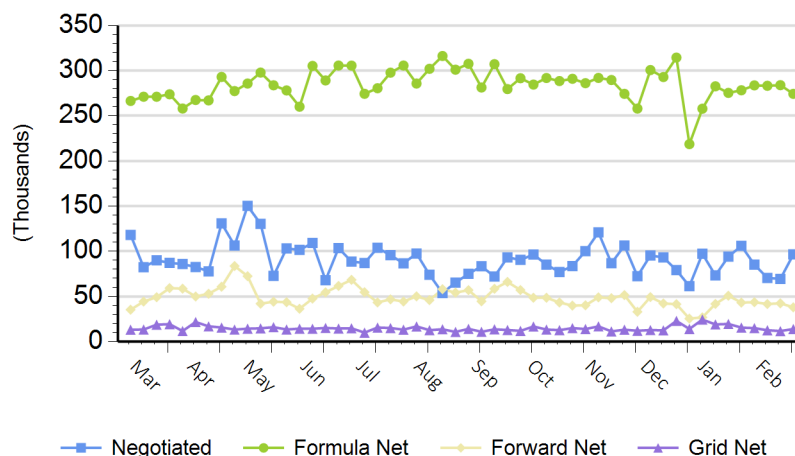
31,908

Mon Feb 24

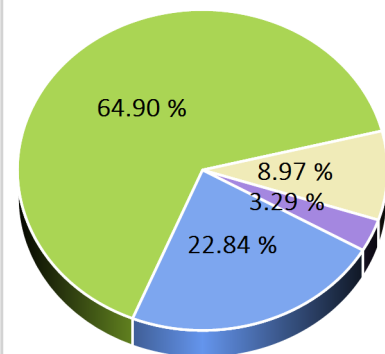
91,124

## Purchasing Basis Volume

### Weekly Purchasing Basis



### Previous Week





# National Weekly Fed Cattle Comprehensive

Agricultural Marketing Service  
Livestock, Poultry, and Grain Market News

February 25, 2020

## Weekly Negotiated Avg. Price by Delivery Period

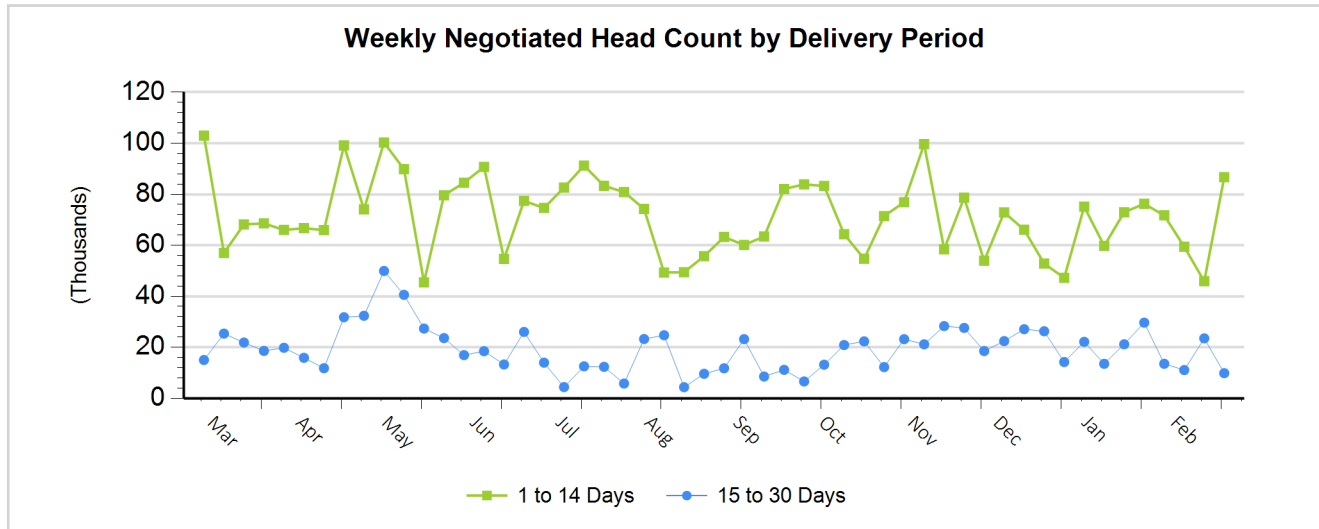
(Beef Type Cattle: All live transactions converted to dressed price)

Avg Price (1 to 14 Days)

\$190.23

Avg Price (15 to 30 Days)

\$189.56



For more Information about this report, please visit this link: [National Weekly Fed Cattle Comprehensive Overview](#)