



National Weekly Fed Cattle Comprehensive

Agricultural Marketing Service

Livestock, Poultry, and Grain Market News

April 23, 2019

Weighted Average Prices

(Weekly Information from 2pm Previous Monday to 10am Current Monday; Includes Negotiated, Formula Nets, Contract Nets, & Grid Nets)"

All Steers & Heifers (Beef Type Cattle)

Purchasing Basis	% Choice	Head	Avg Price	Week Ago Change	Year Ago Change
Dressed	> 65% Choice	279,665	\$202.73	(\$0.72) ↓	\$10.78 ↑
	< 65% Choice	43,594	\$196.01	(\$1.21) ↓	\$7.92 ↑
	Total all Grades	323,259	\$201.83	(\$0.91) ↓	\$10.40 ↑
Live	> 65% Choice	109,611	\$128.27	\$1.75 ↑	\$6.20 ↑
	< 65% Choice	18,739	\$126.30	\$1.33 ↑	\$5.67 ↑
	Total all Grades	128,350	\$127.98	\$1.64 ↑	\$6.19 ↑

Dairy Bred

Purchasing Basis	% Choice	Head	Avg Price	Week Ago Change	Year Ago Change
Dressed	> 65% Choice	31,987	\$182.19	\$0.96 ↑	\$8.64 ↑
	< 65% Choice	5,394	\$176.38	(\$4.06) ↓	\$4.22 ↑
	Total all Grades	37,381	\$181.35	\$0.24 ↑	\$8.02 ↑
Live	> 65% Choice	3,989	\$109.48	(\$0.71) ↓	\$4.17 ↑
	< 65% Choice	1,451	\$114.37	\$0.32 ↑	\$10.70 ↑
	Total all Grades	5,440	\$110.78	(\$0.68) ↓	\$6.23 ↑

Spread Comparison Values

Beef Type minus Dairy Type

(Weekly Information from 2pm Previous Monday to 10am Current Monday; Includes Negotiated, Formula Nets, Contract Nets, & Grid Nets)

Purchasing Basis	Current	Week Ago Change	Year Ago Change
Dressed	\$20.48 ↑	\$21.63 ↑	\$18.10 ↑
Live	\$17.20 ↑	\$14.88 ↑	\$17.24 ↑

Formula Net minus Negotiated

(Beef Type Cattle; All live transactions converted to a dressed price)

52 Week Rolling Average

\$2.79





National Weekly Fed Cattle Comprehensive

Agricultural Marketing Service
Livestock, Poultry, and Grain Market News

April 23, 2019

Formula Base minus Negotiated

(Beef Type Cattle; All live transactions converted to a dressed price)

52 Week Rolling Average

\$0.65



Formula Net minus Formula Base

(Beef Type Cattle; All live transactions converted to a dressed price)

52 Week Rolling Average

\$2.14



Grading % and Carcass Weights

(Beef Type Cattle; Includes Formula Net, Contract Net, and Grid Net; Grading % includes Choice & higher; Carcass Weight includes all grades; All live transactions converted to a dressed basis)

Grading %

79.4

Week Ago

80.6



Dressed Weight

838.7

Week Ago

840.4



Daily Formula Base Voume

Tue Apr 16

37,212

Wed Apr 17

45,143

Thu Apr 18

53,311

Fri Apr 19

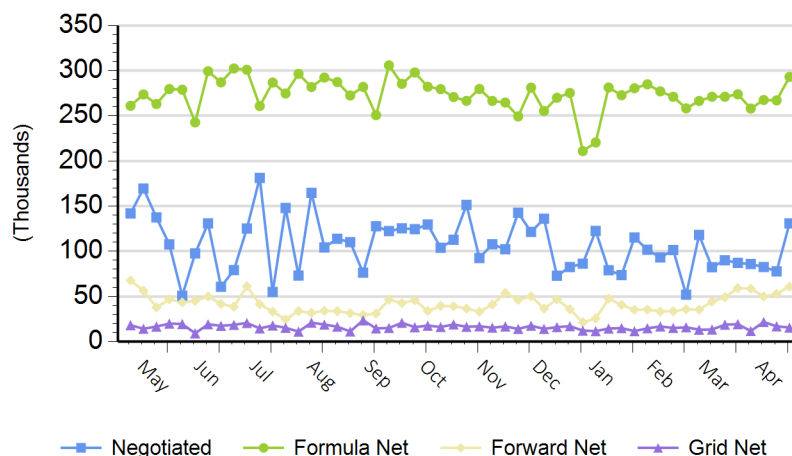
24,331

Mon Apr 22

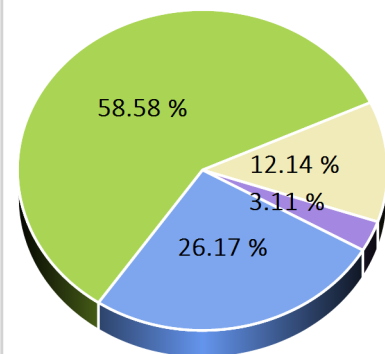
96,674

Purchasing Basis Volume

Weekly Purchasing Basis



Previous Week





National Weekly Fed Cattle Comprehensive

Agricultural Marketing Service
Livestock, Poultry, and Grain Market News

April 23, 2019

Weekly Negotiated Avg. Price by Delivery Period

(Beef Type Cattle: All live transactions converted to dressed price)

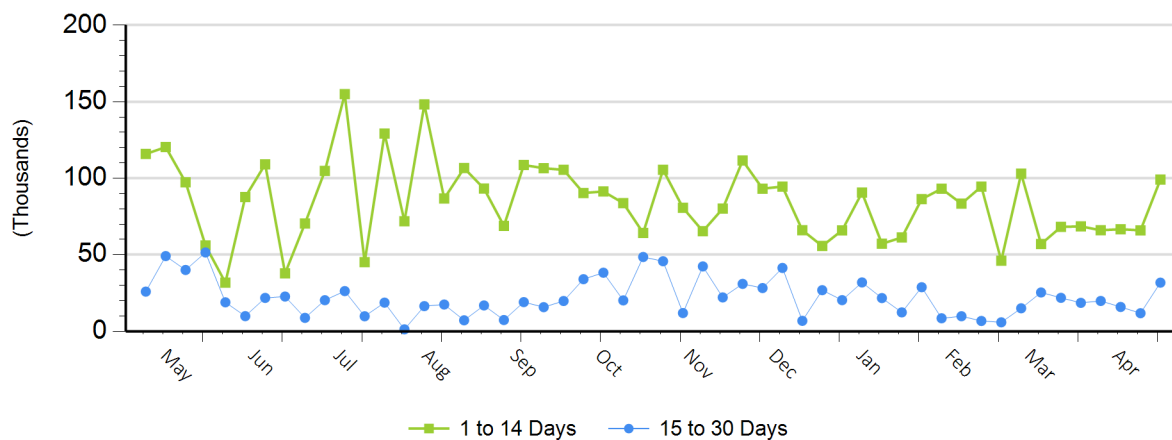
Avg Price (1 to 14 Days)

\$203.84

Avg Price (15 to 30 Days)

\$207.24

Weekly Negotiated Head Count by Delivery Period



For more Information about this report, please visit this link: [National Weekly Fed Cattle Comprehensive Overview](#)