

Daily Direct Steer and Heifer Slaughter Cattle Summary

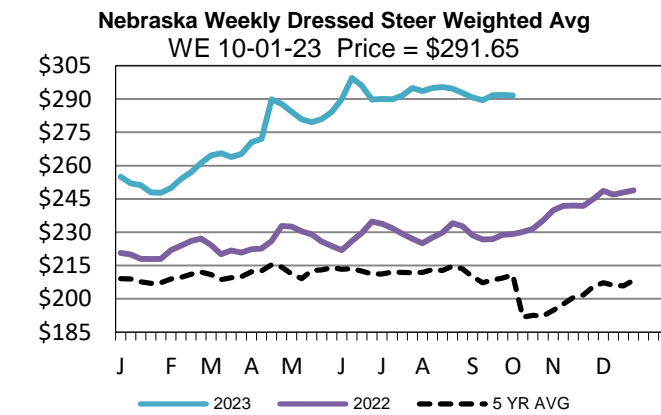
For Trade on:

Monday, October 02, 2023

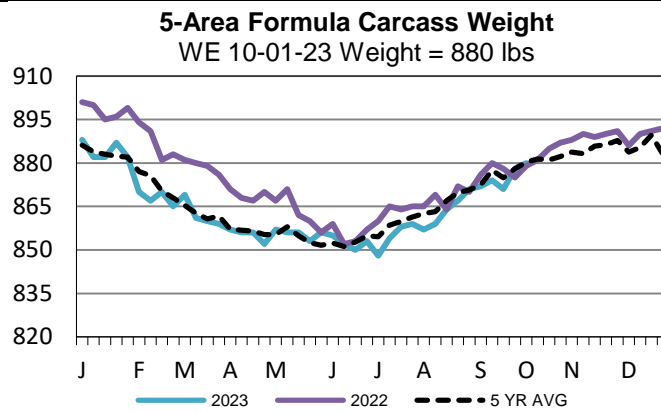
LM_CT100	5-AREA	LM_CT109	
Neg. Cash Volume:	86	Dressed Formula Vol:	47,780
Live Steer Avg:	\$183.00	Steer/Heifer Avg:	\$293.63
Live Heifer Avg:	N/A	Dressed Neg. Grid Vol:	1,885
Dressed Steer Avg:	\$288.00	Steer/Heifer Avg:	\$294.77
Dressed Heifer Avg:	N/A	TOTAL VOLUME:	49,751
LM_CT106	TOTAL WK TO DATE VOLUME:		49,751
Committed:	61,911	Delivered:	67,804

For Monday in the Southern Plains and Nebraska negotiated cash trade was at a standstill. In the Western Cornbelt negotiated cash trade was mostly inactive on light demand. Last week in the Southern Plains live FOB purchases at 183.00. In Nebraska last week live FOB purchases traded at 184.00, with dressed delivered purchases traded at 290.00. In the Western Cornbelt last week live FOB purchases traded at 184.00 and dressed delivered purchases at 290.00.

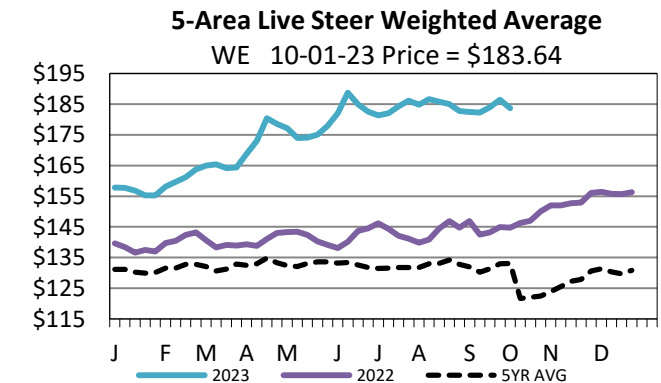
LM_CT118	TX-OK-NM	LM_CT109	
Neg. Cash Volume:	0	Dressed Formula Vol:	14,860
Live Steer Avg:	N/A	Steer/Heifer Avg:	\$290.42
Live Heifer Avg:	N/A	Dressed Neg. Grid Vol:	0
Dressed Steer Avg:	N/A	Steer/Heifer Avg:	N/A
Dressed Heifer Avg:	N/A	TOTAL VOLUME:	14,860
LM_CT106	TOTAL WK TO DATE VOLUME:		14,860
Committed:	27,055	Delivered:	14,067



LM_CT121	KANSAS	LM_CT109	
Neg. Cash Volume:	0	Dressed Formula Vol:	16,106
Live Steer Avg:	N/A	Steer/Heifer Avg:	\$293.13
Live Heifer Avg:	N/A	Dressed Neg. Grid Vol:	0
Dressed Steer Avg:	N/A	Steer/Heifer Avg:	N/A
Dressed Heifer Avg:	N/A	TOTAL VOLUME:	16,106
LM_CT106	TOTAL WK TO DATE VOLUME:		16,106
Committed:	16,032	Delivered:	21,860



LM_CT124	NEBRASKA	LM_CT109	
Neg. Cash Volume:	0	Dressed Formula Vol:	9,224
Live Steer Avg:	N/A	Steer/Heifer Avg:	\$297.91
Live Heifer Avg:	N/A	Dressed Neg. Grid Vol:	1,131
Dressed Steer Avg:	N/A	Steer/Heifer Avg:	\$295.46
Dressed Heifer Avg:	N/A	TOTAL VOLUME:	10,355
LM_CT106	TOTAL WK TO DATE VOLUME:		10,355
Committed:	8,978	Delivered:	14,508



LM_CT134	COLORADO	LM_CT109	
Neg. Cash Volume:	0	Dressed Formula Vol:	4,726
Live Steer Avg:	N/A	Steer/Heifer Avg:	\$294.39
Live Heifer Avg:	N/A	Dressed Neg. Grid Vol:	38
Dressed Steer Avg:	N/A	Steer/Heifer Avg:	\$301.62
Dressed Heifer Avg:	N/A	TOTAL VOLUME:	4,764
LM_CT106	TOTAL WK TO DATE VOLUME:		4,764
Committed:	3,794	Delivered:	6,829

LM_CT137	IA-MN	LM_CT109	
Neg. Cash Volume:	86	Dressed Formula Vol:	3,015
Live Steer Avg:	\$183.00	Steer/Heifer Avg:	\$298.04
Live Heifer Avg:	N/A	Dressed Neg. Grid Vol:	754
Dressed Steer Avg:	\$288.00	Steer/Heifer Avg:	\$293.04
Dressed Heifer Avg:	N/A	TOTAL VOLUME:	3,855
LM_CT106	TOTAL WK TO DATE VOLUME:		3,855
Committed:	6,052	Delivered:	10,540

USDA Livestock, Poultry and Grain Market News

Kansas City, MO

Phone: 816-676-7000

stjoe.lpgmn@ams.usda.gov