

Daily Direct Steer and Heifer Slaughter Cattle Summary

For Trade on:

Thursday, May 04, 2023

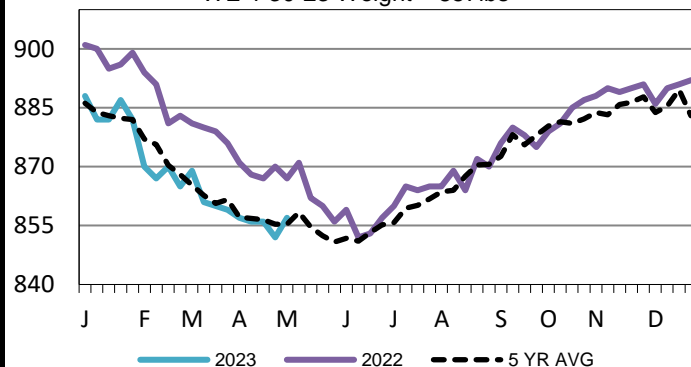
LM CT100	5-AREA	LM CT109
Neg. Cash Volume:	7,508	Dressed Formula Vol: 42,321
Live Steer Avg:	\$173.36	Steer/Heifer Avg: \$282.39
Live Heifer Avg:	\$175.64	Dressed Neg. Grid Vol: 3,965
Dressed Steer Avg:	\$280.39	Steer/Heifer Avg: \$292.69
Dressed Heifer Avg:	\$281.00	TOTAL VOLUME: 53,794
LM CT106	TOTAL WK TO DATE VOLUME:	256,201
Committed:	49,970	Delivered: 65,402

On Thursday negotiated cash trading was limited on light demand in all regions. In the Texas Panhandle a few live purchases traded at 171.00. However, not enough purchases in any region for a market trend. In the Southern Plains the last reported market was on Tuesday with live purchases at 172.00. In Nebraska the last reported market was on Wednesday with live and dressed purchases at 176.00 and at 281.00, respectively. In the Western Cornbelt the last reported live purchase market was on Tuesday from 172.00-178.00. The most recent reported dressed purchase market was last week at 285.00.

LM CT118	TX-OK-NM	LM CT109
Neg. Cash Volume:	1,537	Dressed Formula Vol: 13,899
Live Steer Avg:	\$170.95	Steer/Heifer Avg: \$273.83
Live Heifer Avg:	N/A	Dressed Neg. Grid Vol: 0
Dressed Steer Avg:	N/A	Steer/Heifer Avg: N/A
Dressed Heifer Avg:	N/A	TOTAL VOLUME: 15,436
LM CT106	TOTAL WK TO DATE VOLUME:	84,020
Committed:	4,061	Delivered: 20,497

5-Area Formula Carcass Weight

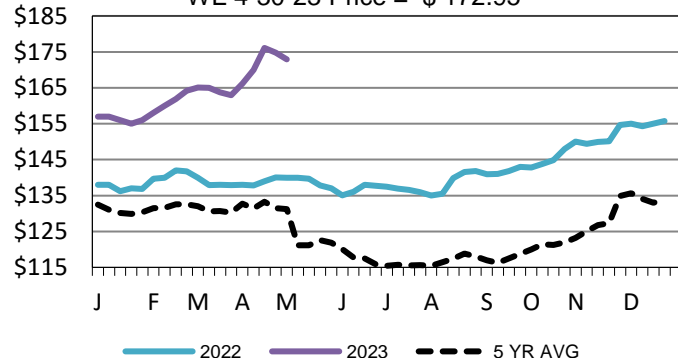
WE 4-30-23 Weight = 857lbs



LM CT121	KANSAS	LM CT109
Neg. Cash Volume:	509	Dressed Formula Vol: 10,281
Live Steer Avg:	\$171.00	Steer/Heifer Avg: \$277.63
Live Heifer Avg:	N/A	Dressed Neg. Grid Vol: 0
Dressed Steer Avg:	N/A	Steer/Heifer Avg: N/A
Dressed Heifer Avg:	N/A	TOTAL VOLUME: 10,790
LM CT106	TOTAL WK TO DATE VOLUME:	68,267
Committed:	13,100	Delivered: 12,627

TX-OK-NM Wkly Live Steer Wtd Avg

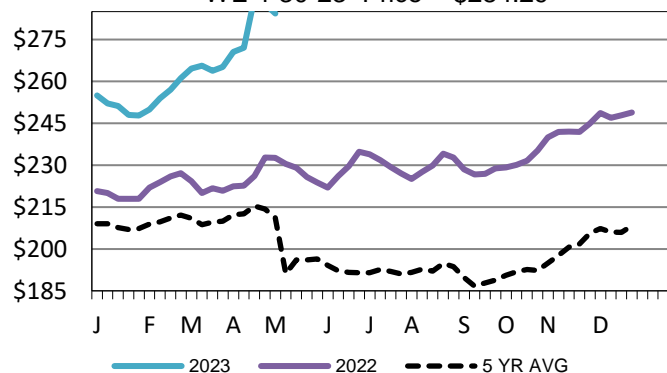
WE 4-30-23 Price = \$ 172.95



LM CT124	NEBRASKA	LM CT109
Neg. Cash Volume:	1,808	Dressed Formula Vol: 11,383
Live Steer Avg:	\$179.00	Steer/Heifer Avg: \$292.49
Live Heifer Avg:	N/A	Dressed Neg. Grid Vol: 2,259
Dressed Steer Avg:	\$280.48	Steer/Heifer Avg: \$291.46
Dressed Heifer Avg:	\$281.00	TOTAL VOLUME: 15,450
LM CT106	TOTAL WK TO DATE VOLUME:	52,801
Committed:	19,777	Delivered: 12,978

Nebraska Weekly DressedSteer Weighted Avg

WE 4-30-23 Price = \$284.29



LM CT134	COLORADO	LM CT109
Neg. Cash Volume:	0	Dressed Formula Vol: 4,480
Live Steer Avg:	N/A	Steer/Heifer Avg: \$291.23
Live Heifer Avg:	N/A	Dressed Neg. Grid Vol: 0
Dressed Steer Avg:	N/A	Steer/Heifer Avg: N/A
Dressed Heifer Avg:	N/A	TOTAL VOLUME: 4,480
LM CT106	TOTAL WK TO DATE VOLUME:	20,586
Committed:	7,507	Delivered: 8,711

LM CT137	IA-MN	LM CT109
Neg. Cash Volume:	3,654	Dressed Formula Vol: 2,717
Live Steer Avg:	\$174.59	Steer/Heifer Avg: \$287.76
Live Heifer Avg:	\$175.64	Dressed Neg. Grid Vol: 1,706
Dressed Steer Avg:	\$280.00	Steer/Heifer Avg: \$294.32
Dressed Heifer Avg:	N/A	TOTAL VOLUME: 8,077
LM CT106	TOTAL WK TO DATE VOLUME:	33,198
Committed:	5,525	Delivered: 10,589

USDA Livestock, Poultry and Grain Market News

Kansas City, MO

Phone: 816-676-7000

stjoe.lpgmn@ams.usda.gov