

Daily Direct Steer and Heifer Slaughter Cattle Summary

For Trade on:

Wednesday, May 03, 2023

LM CT100	5-AREA	LM CT109
Neg. Cash Volume:	17,405	Dressed Formula Vol: 34,772
Live Steer Avg:	\$174.72	Steer/Heifer Avg: \$281.61
Live Heifer Avg:	\$174.74	Dressed Neg. Grid Vol: 4,067
Dressed Steer Avg:	\$280.82	Steer/Heifer Avg: \$290.18
Dressed Heifer Avg:	\$280.21	TOTAL VOLUME: 56,244
LM CT106	TOTAL WK TO DATE VOLUME:	202,407
Committed:	73,304	Delivered: 68,537

LM CT118	TX-OK-NM	LM CT109
Neg. Cash Volume:	1,959	Dressed Formula Vol: 17,164
Live Steer Avg:	\$171.17	Steer/Heifer Avg: \$276.45
Live Heifer Avg:	\$171.00	Dressed Neg. Grid Vol: 0
Dressed Steer Avg:	\$281.00	Steer/Heifer Avg: N/A
Dressed Heifer Avg:	N/A	TOTAL VOLUME: 19,123
LM CT106	TOTAL WK TO DATE VOLUME:	68,584
Committed:	18,760	Delivered: 19,159

LM CT121	KANSAS	LM CT109
Neg. Cash Volume:	1,967	Dressed Formula Vol: 9,236
Live Steer Avg:	\$171.54	Steer/Heifer Avg: \$278.67
Live Heifer Avg:	\$172.32	Dressed Neg. Grid Vol: 810
Dressed Steer Avg:	\$279.00	Steer/Heifer Avg: \$285.84
Dressed Heifer Avg:	\$281.00	TOTAL VOLUME: 12,013
LM CT106	TOTAL WK TO DATE VOLUME:	57,477
Committed:	14,840	Delivered: 15,747

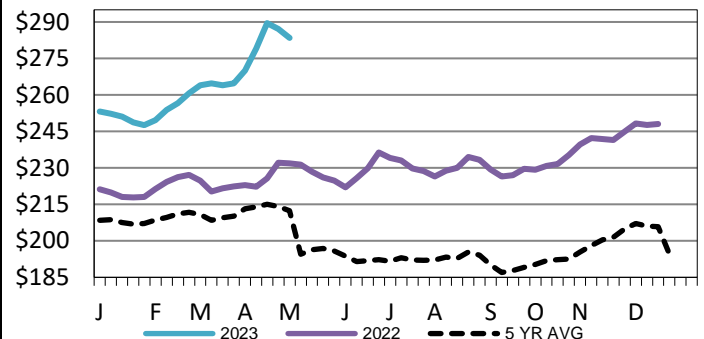
LM CT124	NEBRASKA	LM CT109
Neg. Cash Volume:	7,177	Dressed Formula Vol: 4,895
Live Steer Avg:	\$176.15	Steer/Heifer Avg: \$294.87
Live Heifer Avg:	\$176.00	Dressed Neg. Grid Vol: 1,273
Dressed Steer Avg:	\$280.79	Steer/Heifer Avg: \$291.27
Dressed Heifer Avg:	\$280.50	TOTAL VOLUME: 13,345
LM CT106	TOTAL WK TO DATE VOLUME:	37,351
Committed:	19,461	Delivered: 14,321

LM CT134	COLORADO	LM CT109
Neg. Cash Volume:	0	Dressed Formula Vol: 2,004
Live Steer Avg:	N/A	Steer/Heifer Avg: \$295.56
Live Heifer Avg:	N/A	Dressed Neg. Grid Vol: 383
Dressed Steer Avg:	N/A	Steer/Heifer Avg: \$287.38
Dressed Heifer Avg:	N/A	TOTAL VOLUME: 2,387
LM CT106	TOTAL WK TO DATE VOLUME:	16,106
Committed:	5,213	Delivered: 7,583

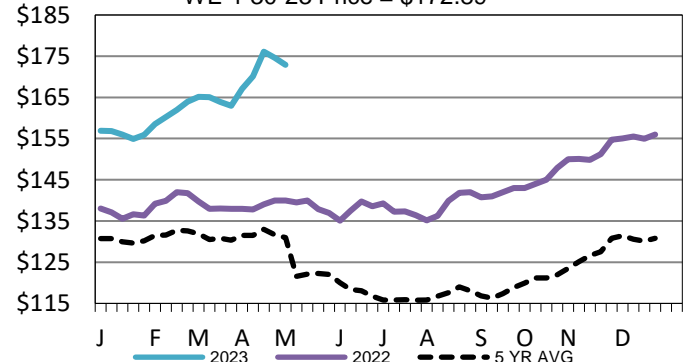
LM CT137	IA-MN	LM CT109
Neg. Cash Volume:	6,302	Dressed Formula Vol: 1,622
Live Steer Avg:	\$174.20	Steer/Heifer Avg: \$296.27
Live Heifer Avg:	\$175.35	Dressed Neg. Grid Vol: 1,739
Dressed Steer Avg:	\$280.60	Steer/Heifer Avg: \$292.96
Dressed Heifer Avg:	\$279.16	TOTAL VOLUME: 9,663
LM CT106	TOTAL WK TO DATE VOLUME:	25,121
Committed:	15,030	Delivered: 11,727

On Wednesday in Nebraska and Western Cornbelt negotiated cash trading was slow on light to moderate demand. In Nebraska, compared to the last reported market on Tuesday, live purchases traded unevenly steady at 176.00 and dressed purchases traded steady at 281.00. In the Western Cornbelt a few live purchases traded at 176.00, however, not enough live or dressed purchases for a full market trend. In the Western Cornbelt the most recent live purchase market was on Tuesday from 172.00-178.00. The most recent reported dressed purchase market was last week at 285.00. In the Southern Plains negotiated cash trading was limited on light demand. Not enough purchases a full market trend. In the Southern Plain the most recent reported market was on Tuesday with live purchases at 172.00.

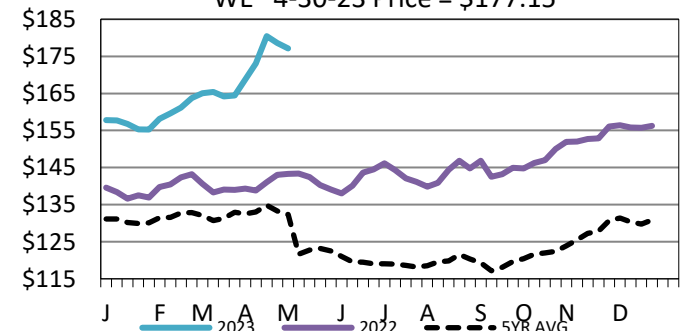
Iowa-Minnesota Wkly Dress Steer Wtd Avg
WE 4-30-23 Price = \$283.44



Kansas Weekly Live Steer Weighted Average
WE 4-30-23 Price = \$172.89



5-Area Live Steer Weighted Average
WE 4-30-23 Price = \$177.15



USDA Livestock, Poultry and Grain Market News

Kansas City, MO

Phone: 816-676-7000

stjoe.lpgmn@ams.usda.gov