

Daily Direct Steer and Heifer Slaughter Cattle Summary

For Trade on:

Monday, April 03, 2023

LM CT100	5-AREA	LM CT109
Neg. Cash Volume:	2,696	Dressed Formula Vol: 52,787
Live Steer Avg:	\$172.00	Steer/Heifer Avg: \$284.08
Live Heifer Avg:	N/A	Dressed Neg. Grid Vol: 3,914
Dressed Steer Avg:	N/A	Steer/Heifer Avg: \$292.65
Dressed Heifer Avg:	\$281.83	TOTAL VOLUME: 59,397
LM CT106	TOTAL WK TO DATE VOLUME:	59,397
Committed:	51,438	Delivered: 76,981

LM CT118	TX-OK-NM	LM CT109
Neg. Cash Volume:	1,927	Dressed Formula Vol: 16,361
Live Steer Avg:	\$172.00	Steer/Heifer Avg: \$277.79
Live Heifer Avg:	N/A	Dressed Neg. Grid Vol: 0
Dressed Steer Avg:	N/A	Steer/Heifer Avg: N/A
Dressed Heifer Avg:	N/A	TOTAL VOLUME: 18,288
LM CT106	TOTAL WK TO DATE VOLUME:	20,093
Committed:	13,921	Delivered: 20,398

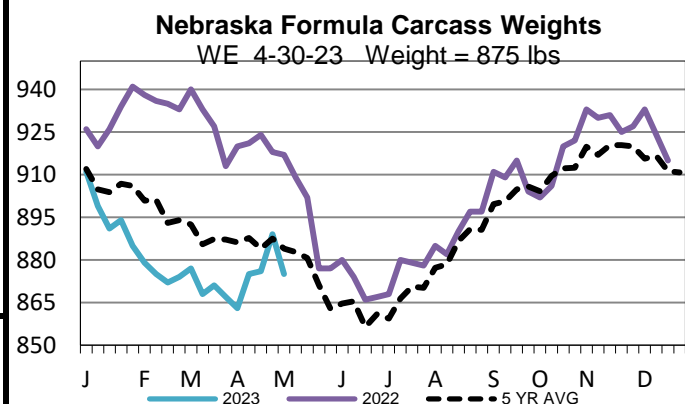
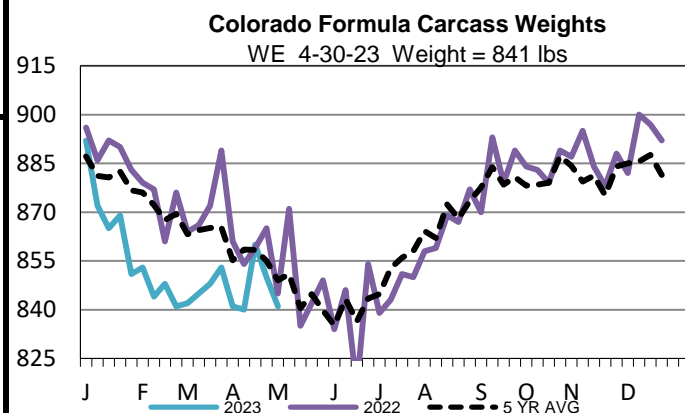
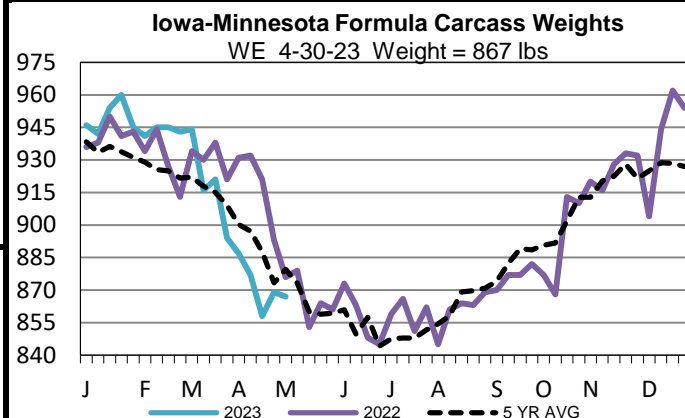
LM CT121	KANSAS	LM CT109
Neg. Cash Volume:	0	Dressed Formula Vol: 18,166
Live Steer Avg:	N/A	Steer/Heifer Avg: \$281.24
Live Heifer Avg:	N/A	Dressed Neg. Grid Vol: 306
Dressed Steer Avg:	N/A	Steer/Heifer Avg: \$283.96
Dressed Heifer Avg:	N/A	TOTAL VOLUME: 18,472
LM CT106	TOTAL WK TO DATE VOLUME:	18,472
Committed:	12,268	Delivered: 20,134

LM CT124	NEBRASKA	LM CT109
Neg. Cash Volume:	244	Dressed Formula Vol: 6,892
Live Steer Avg:	N/A	Steer/Heifer Avg: \$294.93
Live Heifer Avg:	N/A	Dressed Neg. Grid Vol: 2,533
Dressed Steer Avg:	N/A	Steer/Heifer Avg: \$296.15
Dressed Heifer Avg:	\$275.00	TOTAL VOLUME: 9,669
LM CT106	TOTAL WK TO DATE VOLUME:	9,669
Committed:	10,715	Delivered: 16,298

LM CT134	COLORADO	LM CT109
Neg. Cash Volume:	0	Dressed Formula Vol: 9,895
Live Steer Avg:	N/A	Steer/Heifer Avg: \$290.32
Live Heifer Avg:	N/A	Dressed Neg. Grid Vol: 291
Dressed Steer Avg:	N/A	Steer/Heifer Avg: \$292.22
Dressed Heifer Avg:	N/A	TOTAL VOLUME: 10,186
LM CT106	TOTAL WK TO DATE VOLUME:	10,186
Committed:	9,721	Delivered: 9,170

LM CT137	IA-MN	LM CT109
Neg. Cash Volume:	525	Dressed Formula Vol: 1,679
Live Steer Avg:	N/A	Steer/Heifer Avg: \$295.89
Live Heifer Avg:	N/A	Dressed Neg. Grid Vol: 898
Dressed Steer Avg:	N/A	Steer/Heifer Avg: \$292.65
Dressed Heifer Avg:	\$285.00	TOTAL VOLUME: 3,102
LM CT106	TOTAL WK TO DATE VOLUME:	2,829
Committed:	4,813	Delivered: 10,981

On Monday in the Texas Panhandle negotiated cash trading was slow on light demand. Compared to last week live purchases traded 1.00 lower at 172.00, a light test was noted. In Kansas negotiated cash trading was at a standstill. In Nebraska and Western Cornbelt negotiated cash trading was mostly inactive with light demand. Not enough purchases in these regions for a market trend. The latest established market in these regions was last week. In Kansas live purchases traded at 173.00. In Nebraska live and dressed purchases traded from 178.00-180.00 and from 283.00-286.00, respectively. In the Western Cornbelt live and dressed purchases traded at 180.00 and at 285.00, respectively.



USDA Livestock, Poultry and Grain Market News

Kansas City, MO

Phone: 816-676-7000

stjoe.lpgmn@ams.usda.gov