

Daily Direct Steer and Heifer Slaughter Cattle Summary

For Trade on:

Friday, April 28, 2023

LM CT100	5-AREA	LM CT109
Neg. Cash Volume:	22,658	Dressed Formula Vol: 41,210
Live Steer Avg:	\$174.64	Steer/Heifer Avg: \$283.90
Live Heifer Avg:	\$174.09	Dressed Neg. Grid Vol: 4,307
Dressed Steer Avg:	\$281.99	Steer/Heifer Avg: \$290.87
Dressed Heifer Avg:	\$281.89	TOTAL VOLUME: 68,175
LM CT106	TOTAL WK TO DATE VOLUME:	289,740
Committed:	91,763	Delivered: 81,690

LM CT118	TX-OK-NM	LM CT109
Neg. Cash Volume:	4,459	Dressed Formula Vol: 16,767
Live Steer Avg:	\$173.00	Steer/Heifer Avg: \$276.45
Live Heifer Avg:	\$173.00	Dressed Neg. Grid Vol: 0
Dressed Steer Avg:	N/A	Steer/Heifer Avg: N/A
Dressed Heifer Avg:	N/A	TOTAL VOLUME: 21,226
LM CT106	TOTAL WK TO DATE VOLUME:	74,716
Committed:	35,964	Delivered: 27,499

LM CT121	KANSAS	LM CT109
Neg. Cash Volume:	11,456	Dressed Formula Vol: 15,542
Live Steer Avg:	\$172.98	Steer/Heifer Avg: \$281.45
Live Heifer Avg:	\$173.00	Dressed Neg. Grid Vol: 786
Dressed Steer Avg:	N/A	Steer/Heifer Avg: \$281.38
Dressed Heifer Avg:	N/A	TOTAL VOLUME: 27,784
LM CT106	TOTAL WK TO DATE VOLUME:	83,477
Committed:	29,897	Delivered: 23,008

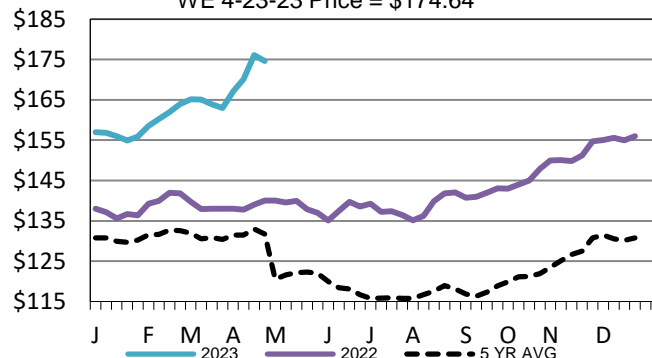
LM CT124	NEBRASKA	LM CT109
Neg. Cash Volume:	2,034	Dressed Formula Vol: 5,566
Live Steer Avg:	\$179.57	Steer/Heifer Avg: \$302.07
Live Heifer Avg:	\$177.26	Dressed Neg. Grid Vol: 2,415
Dressed Steer Avg:	\$283.00	Steer/Heifer Avg: \$292.88
Dressed Heifer Avg:	N/A	TOTAL VOLUME: 10,015
LM CT106	TOTAL WK TO DATE VOLUME:	63,513
Committed:	9,045	Delivered: 16,068

LM CT134	COLORADO	LM CT109
Neg. Cash Volume:	0	Dressed Formula Vol: 990
Live Steer Avg:	N/A	Steer/Heifer Avg: \$312.93
Live Heifer Avg:	N/A	Dressed Neg. Grid Vol: 381
Dressed Steer Avg:	N/A	Steer/Heifer Avg: \$294.34
Dressed Heifer Avg:	N/A	TOTAL VOLUME: 1,371
LM CT106	TOTAL WK TO DATE VOLUME:	23,099
Committed:	7,233	Delivered: 3,339

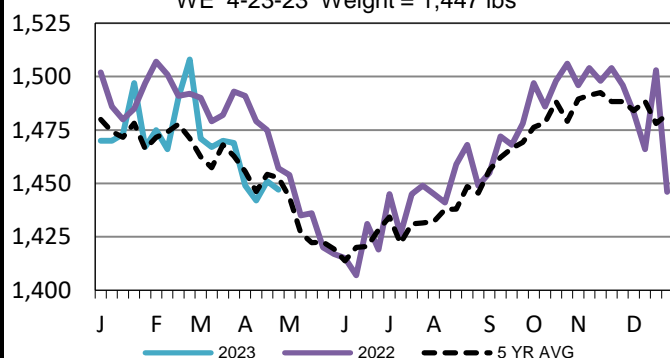
LM CT137	IA-MN	LM CT109
Neg. Cash Volume:	1,709	Dressed Formula Vol: 2,594
Live Steer Avg:	\$177.82	Steer/Heifer Avg: \$284.88
Live Heifer Avg:	N/A	Dressed Neg. Grid Vol: 760
Dressed Steer Avg:	\$279.62	Steer/Heifer Avg: \$292.87
Dressed Heifer Avg:	\$281.89	TOTAL VOLUME: 5,063
LM CT106	TOTAL WK TO DATE VOLUME:	42,385
Committed:	9,624	Delivered: 11,776

On Thursday in Nebraska negotiated cash trading and demand were moderate. Compared to last week live purchases traded 2.00-7.00 lower at 178.00 and dressed purchases traded 1.00-4.00 lower from 283.00-286.00. In the Western Cornbelt negotiated cash trading was limited with light demand. In the Southern Plains negotiated cash trading was mostly inactive with very light demand. Not enough purchases in these regions for a market trend. In the Western Cornbelt the most recent reported market was on Wednesday with live and dressed purchases at 180.00 and at 285.00, respectively. In the Texas Panhandle, last week, live purchases traded at 175.00. In Kansas, last week, live purchases traded from 173.00-175.00.

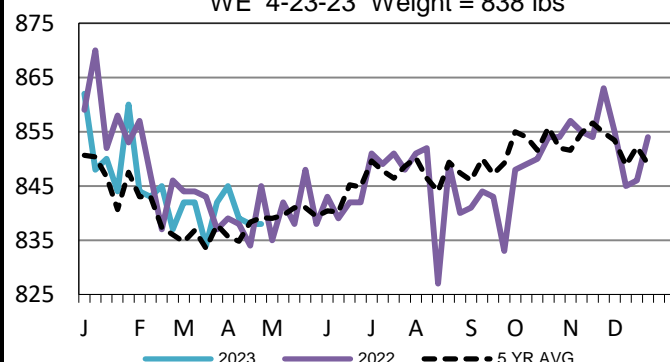
Kansas Weekly Live Steer Weighted Average
WE 4-23-23 Price = \$174.64



5-Area Negotiated Cash Live Steer Weights
WE 4-23-23 Weight = 1,447 lbs



TX-OK-NM Formula Carcass Weights
WE 4-23-23 Weight = 838 lbs



USDA Livestock, Poultry and Grain Market News

Kansas City, MO

Phone: 816-676-7000

stjoe.lpgmn@ams.usda.gov