

Daily Direct Steer and Heifer Slaughter Cattle Summary

For Trade on:

Thursday, April 27, 2023

LM CT100	5-AREA	LM CT109
Neg. Cash Volume:	13,728	Dressed Formula Vol: 47,569
Live Steer Avg:	\$177.74	Steer/Heifer Avg: \$285.85
Live Heifer Avg:	\$184.80	Dressed Neg. Grid Vol: 1,587
Dressed Steer Avg:	\$283.88	Steer/Heifer Avg: \$282.34
Dressed Heifer Avg:	\$282.65	TOTAL VOLUME: 62,884
LM CT106	TOTAL WK TO DATE VOLUME:	221,565
Committed:	50,783	Delivered: 64,295

LM CT118	TX-OK-NM	LM CT109
Neg. Cash Volume:	145	Dressed Formula Vol: 13,028
Live Steer Avg:	N/A	Steer/Heifer Avg: \$278.15
Live Heifer Avg:	N/A	Dressed Neg. Grid Vol: 0
Dressed Steer Avg:	N/A	Steer/Heifer Avg: N/A
Dressed Heifer Avg:	\$274.00	TOTAL VOLUME: 13,173
LM CT106	TOTAL WK TO DATE VOLUME:	53,490
Committed:	3,252	Delivered: 17,866

LM CT121	KANSAS	LM CT109
Neg. Cash Volume:	0	Dressed Formula Vol: 13,557
Live Steer Avg:	N/A	Steer/Heifer Avg: \$279.90
Live Heifer Avg:	N/A	Dressed Neg. Grid Vol: 612
Dressed Steer Avg:	N/A	Steer/Heifer Avg: \$781.00
Dressed Heifer Avg:	N/A	TOTAL VOLUME: 14,169
LM CT106	TOTAL WK TO DATE VOLUME:	55,693
Committed:	13,437	Delivered: 19,694

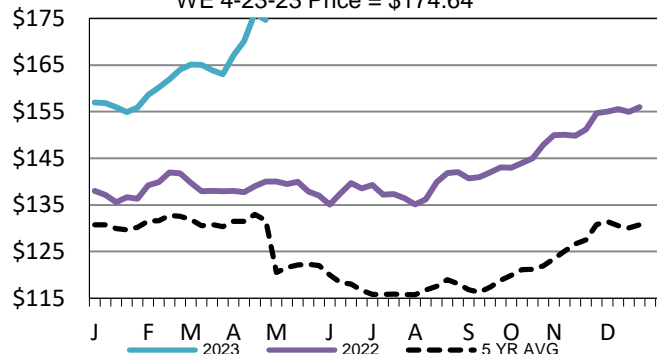
LM CT124	NEBRASKA	LM CT109
Neg. Cash Volume:	11,021	Dressed Formula Vol: 12,030
Live Steer Avg:	\$177.76	Steer/Heifer Avg: \$296.80
Live Heifer Avg:	\$178.51	Dressed Neg. Grid Vol: 547
Dressed Steer Avg:	\$284.19	Steer/Heifer Avg: \$284.99
Dressed Heifer Avg:	\$282.82	TOTAL VOLUME: 23,598
LM CT106	TOTAL WK TO DATE VOLUME:	53,498
Committed:	22,537	Delivered: 14,878

LM CT134	COLORADO	LM CT109
Neg. Cash Volume:	0	Dressed Formula Vol: 7,023
Live Steer Avg:	N/A	Steer/Heifer Avg: \$291.14
Live Heifer Avg:	N/A	Dressed Neg. Grid Vol: 428
Dressed Steer Avg:	N/A	Steer/Heifer Avg: \$280.83
Dressed Heifer Avg:	N/A	TOTAL VOLUME: 7,451
LM CT106	TOTAL WK TO DATE VOLUME:	21,728
Committed:	4,328	Delivered: 4,466

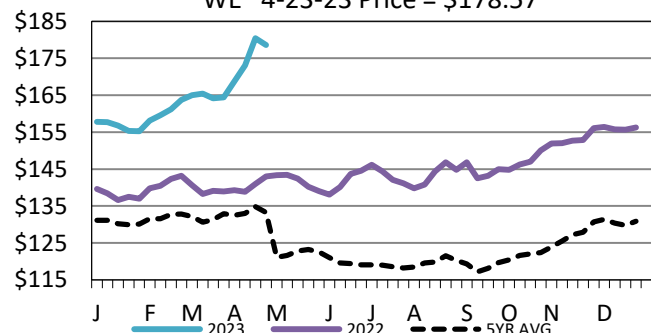
LM CT137	IA-MN	LM CT109
Neg. Cash Volume:	2,562	Dressed Formula Vol: 2,296
Live Steer Avg:	\$177.65	Steer/Heifer Avg: \$291.67
Live Heifer Avg:	\$178.56	Dressed Neg. Grid Vol: 428
Dressed Steer Avg:	\$281.95	Steer/Heifer Avg: \$280.83
Dressed Heifer Avg:	\$282.22	TOTAL VOLUME: 5,286
LM CT106	TOTAL WK TO DATE VOLUME:	37,322
Committed:	7,229	Delivered: 7,391

On Thursday in Nebraska negotiated cash trading and demand were moderate. Compared to last week live purchases traded 2.00-7.00 lower at 178.00 and dressed purchases traded 1.00-4.00 lower from 283.00-286.00. In the Western Cornbelt negotiated cash trading was limited with light demand. In the Southern Plains negotiated cash trading was mostly inactive with very light demand. Not enough purchases in these regions for a market trend. In the Western Cornbelt the most recent reported market was on Wednesday with live and dressed purchases at 180.00 and at 285.00, respectively. In the Texas Panhandle, last week, live purchases traded at 175.00. In Kansas, last week, live purchases traded from 173.00-175.00.

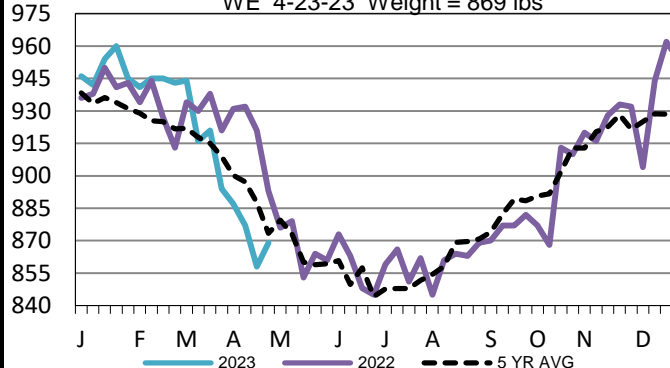
Kansas Weekly Live Steer Weighted Average
WE 4-23-23 Price = \$174.64



5-Area Live Steer Weighted Average
WE 4-23-23 Price = \$178.57



Iowa-Minnesota Formula Carcass Weights
WE 4-23-23 Weight = 869 lbs



USDA Livestock, Poultry and Grain Market News

Kansas City, MO

Phone: 816-676-7000

stjoe.lpgmn@ams.usda.gov