

Daily Direct Steer and Heifer Slaughter Cattle Summary

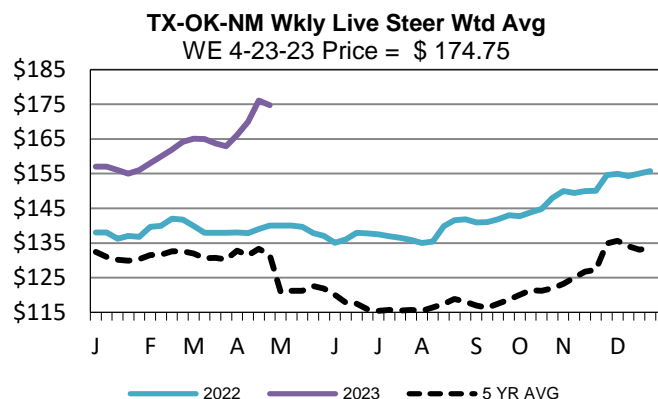
For Trade on:

Wednesday, April 26, 2023

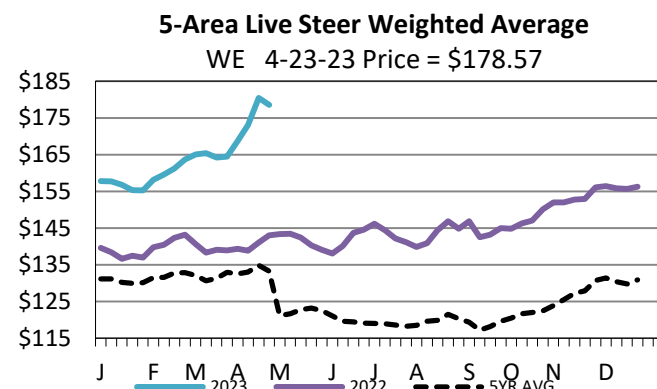
LM CT100	5-AREA	LM CT109
Neg. Cash Volume:	33,330	Dressed Formula Vol: 35,979
Live Steer Avg:	\$179.00	Steer/Heifer Avg: \$285.00
Live Heifer Avg:	\$179.91	Dressed Neg. Grid Vol: 2,335
Dressed Steer Avg:	\$284.63	Steer/Heifer Avg: \$288.40
Dressed Heifer Avg:	\$285.03	TOTAL VOLUME: 71,644
LM CT106	TOTAL WK TO DATE VOLUME:	158,681
Committed:	78,538	Delivered: 70,340

On Wednesday in the Western Cornbelt negotiated cash trading was active with good demand. Compared to last week live purchases traded steady to 3.00 lower mostly at 180.00 and dressed purchases traded 3.00 lower at 285.00. In Nebraska negotiated cash trading was slow with light demand. A few live and dressed purchases traded at 180.00 and at 285.00, respectively. However, not enough purchases for a full market trend. The latest established market was last week with live purchases from 180.00-185.00 and dressed purchases from 284.00-290.00. In the Southern Plains negotiated cash trading was mostly inactive on light demand. Not enough purchases for a market trend. In the Texas Panhandle the latest established market was last week with live purchases at 175.00. In Kansas the latest established market was last week with live purchases from 173.00-175.00.

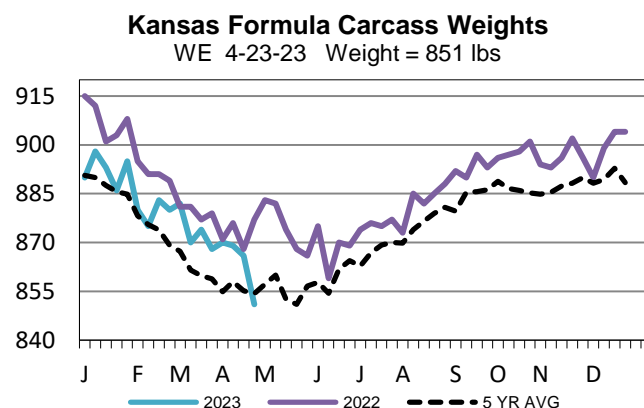
LM CT118	TX-OK-NM	LM CT109
Neg. Cash Volume:	179	Dressed Formula Vol: 15,646
Live Steer Avg:	\$172.00	Steer/Heifer Avg: \$280.14
Live Heifer Avg:	N/A	Dressed Neg. Grid Vol: 0
Dressed Steer Avg:	N/A	Steer/Heifer Avg: N/A
Dressed Heifer Avg:	N/A	TOTAL VOLUME: 15,825
LM CT106	TOTAL WK TO DATE VOLUME:	40,317
Committed:	12,034	Delivered: 20,008



LM CT121	KANSAS	LM CT109
Neg. Cash Volume:	930	Dressed Formula Vol: 11,637
Live Steer Avg:	\$171.21	Steer/Heifer Avg: \$280.10
Live Heifer Avg:	N/A	Dressed Neg. Grid Vol: 45
Dressed Steer Avg:	\$282.42	Steer/Heifer Avg: \$297.19
Dressed Heifer Avg:	\$286.79	TOTAL VOLUME: 12,612
LM CT106	TOTAL WK TO DATE VOLUME:	41,524
Committed:	17,640	Delivered: 19,589



LM CT124	NEBRASKA	LM CT109
Neg. Cash Volume:	7,656	Dressed Formula Vol: 5,898
Live Steer Avg:	\$179.26	Steer/Heifer Avg: \$297.56
Live Heifer Avg:	\$179.71	Dressed Neg. Grid Vol: 963
Dressed Steer Avg:	\$284.61	Steer/Heifer Avg: \$290.25
Dressed Heifer Avg:	\$283.73	TOTAL VOLUME: 14,517
LM CT106	TOTAL WK TO DATE VOLUME:	29,900
Committed:	20,567	Delivered: 14,870



LM CT134	COLORADO	LM CT109
Neg. Cash Volume:	0	Dressed Formula Vol: 1,131
Live Steer Avg:	N/A	Steer/Heifer Avg: \$314.53
Live Heifer Avg:	N/A	Dressed Neg. Grid Vol: 892
Dressed Steer Avg:	N/A	Steer/Heifer Avg: \$284.22
Dressed Heifer Avg:	N/A	TOTAL VOLUME: 2,023
LM CT106	TOTAL WK TO DATE VOLUME:	14,705
Committed:	4,902	Delivered: 6,491

LM CT137	IA-MN	LM CT109
Neg. Cash Volume:	24,565	Dressed Formula Vol: 1,700
Live Steer Avg:	\$179.22	Steer/Heifer Avg: \$300.66
Live Heifer Avg:	\$179.93	Dressed Neg. Grid Vol: 447
Dressed Steer Avg:	\$284.85	Steer/Heifer Avg: \$293.47
Dressed Heifer Avg:	\$285.00	TOTAL VOLUME: 26,712
LM CT106	TOTAL WK TO DATE VOLUME:	32,036
Committed:	23,395	Delivered: 9,382

USDA Livestock, Poultry and Grain Market News

Kansas City, MO

Phone: 816-676-7000

stjoe.lpgmn@ams.usda.gov