

# Daily Direct Steer and Heifer Slaughter Cattle Summary

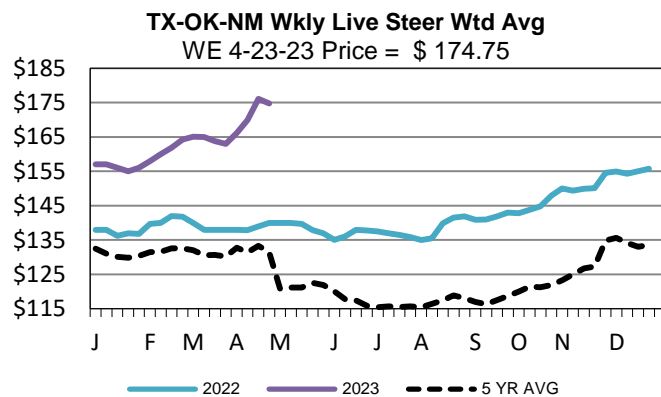
For Trade on:

Monday, April 24, 2023

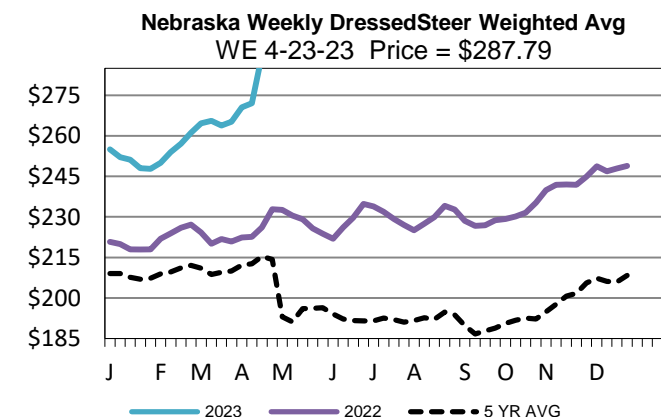
|                          |                                 |                              |
|--------------------------|---------------------------------|------------------------------|
| <a href="#">LM CT100</a> | 5-AREA                          | <a href="#">LM CT109</a>     |
| Neg. Cash Volume: 80     |                                 | Dressed Formula Vol: 42,590  |
| Live Steer Avg: N/A      |                                 | Steer/Heifer Avg: \$285.05   |
| Live Heifer Avg: N/A     |                                 | Dressed Neg. Grid Vol: 2,675 |
| Dressed Steer Avg: N/A   |                                 | Steer/Heifer Avg: \$287.66   |
| Dressed Heifer Avg: N/A  |                                 | TOTAL VOLUME: 45,345         |
| <a href="#">LM CT106</a> | TOTAL WK TO DATE VOLUME: 45,345 |                              |
| Committed: 44,001        | Delivered: 76,815               |                              |

On Monday in the Southern Plains and Nebraska negotiated cash trading was at a standstill. In the Western Cornbelt negotiated cash trading was mostly inactive with very light demand. Not enough purchases for a market trend. The most recent reported market was last week in all regions. In the Texas Panhandle live purchases traded at 175.00. In Kansas live purchases traded from 173.00-175.00. In Nebraska live and dressed purchases traded from 180.00-185.00 and from 284.00-290.00, respectively. In the Western Cornbelt live and dressed purchases traded from 180.00-183.00 and at 288.00, respectively.

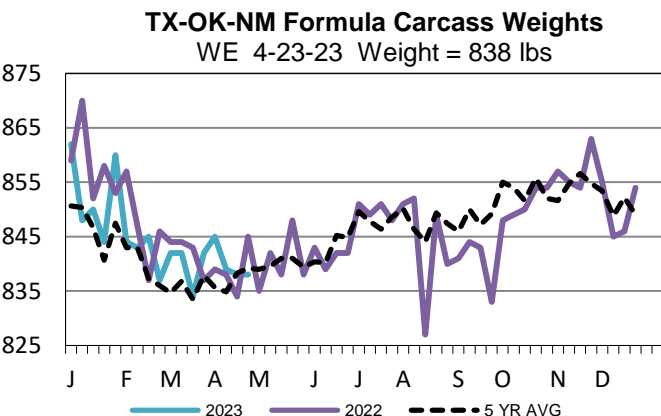
|                          |                                 |                             |
|--------------------------|---------------------------------|-----------------------------|
| <a href="#">LM CT118</a> | TX-OK-NM                        | <a href="#">LM CT109</a>    |
| Neg. Cash Volume: 0      |                                 | Dressed Formula Vol: 14,036 |
| Live Steer Avg: N/A      |                                 | Steer/Heifer Avg: \$280.02  |
| Live Heifer Avg: N/A     |                                 | Dressed Neg. Grid Vol: 0    |
| Dressed Steer Avg: N/A   |                                 | Steer/Heifer Avg: N/A       |
| Dressed Heifer Avg: N/A  |                                 | TOTAL VOLUME: 14,036        |
| <a href="#">LM CT106</a> | TOTAL WK TO DATE VOLUME: 14,065 |                             |
| Committed: 11,576        | Delivered: 23,690               |                             |



|                          |                                 |                             |
|--------------------------|---------------------------------|-----------------------------|
| <a href="#">LM CT121</a> | KANSAS                          | <a href="#">LM CT109</a>    |
| Neg. Cash Volume: 0      |                                 | Dressed Formula Vol: 14,065 |
| Live Steer Avg: N/A      |                                 | Steer/Heifer Avg: \$282.28  |
| Live Heifer Avg: N/A     |                                 | Dressed Neg. Grid Vol: 117  |
| Dressed Steer Avg: N/A   |                                 | Steer/Heifer Avg: \$286.29  |
| Dressed Heifer Avg: N/A  |                                 | TOTAL VOLUME: 14,182        |
| <a href="#">LM CT106</a> | TOTAL WK TO DATE VOLUME: 14,182 |                             |
| Committed: 12,505        | Delivered: 18,465               |                             |



|                          |                                 |                              |
|--------------------------|---------------------------------|------------------------------|
| <a href="#">LM CT124</a> | NEBRASKA                        | <a href="#">LM CT109</a>     |
| Neg. Cash Volume: 0      |                                 | Dressed Formula Vol: 8,920   |
| Live Steer Avg: N/A      |                                 | Steer/Heifer Avg: \$293.60   |
| Live Heifer Avg: N/A     |                                 | Dressed Neg. Grid Vol: 1,527 |
| Dressed Steer Avg: N/A   |                                 | Steer/Heifer Avg: \$290.31   |
| Dressed Heifer Avg: N/A  |                                 | TOTAL VOLUME: 10,447         |
| <a href="#">LM CT106</a> | TOTAL WK TO DATE VOLUME: 10,447 |                              |
| Committed: 10,150        | Delivered: 15,777               |                              |



|                          |                                |                            |
|--------------------------|--------------------------------|----------------------------|
| <a href="#">LM CT134</a> | COLORADO                       | <a href="#">LM CT109</a>   |
| Neg. Cash Volume: 0      |                                | Dressed Formula Vol: 4,809 |
| Live Steer Avg: N/A      |                                | Steer/Heifer Avg: \$290.22 |
| Live Heifer Avg: N/A     |                                | Dressed Neg. Grid Vol: 0   |
| Dressed Steer Avg: N/A   |                                | Steer/Heifer Avg: N/A      |
| Dressed Heifer Avg: N/A  |                                | TOTAL VOLUME: 4,809        |
| <a href="#">LM CT106</a> | TOTAL WK TO DATE VOLUME: 4,809 |                            |
| Committed: 2,610         | Delivered: 7,097               |                            |

|                          |                                |                              |
|--------------------------|--------------------------------|------------------------------|
| <a href="#">LM CT137</a> | IA-MN                          | <a href="#">LM CT109</a>     |
| Neg. Cash Volume: 0      |                                | Dressed Formula Vol: 838     |
| Live Steer Avg: N/A      |                                | Steer/Heifer Avg: \$295.32   |
| Live Heifer Avg: N/A     |                                | Dressed Neg. Grid Vol: 1,282 |
| Dressed Steer Avg: N/A   |                                | Steer/Heifer Avg: \$284.50   |
| Dressed Heifer Avg: N/A  |                                | TOTAL VOLUME: 2,120          |
| <a href="#">LM CT106</a> | TOTAL WK TO DATE VOLUME: 2,200 |                              |
| Committed: 7,160         | Delivered: 11,786              |                              |

## USDA Livestock, Poultry and Grain Market News

Kansas City, MO

Phone: 816-676-7000

[stjoe.lpgmn@ams.usda.gov](mailto:stjoe.lpgmn@ams.usda.gov)