

## Daily Direct Steer and Heifer Slaughter Cattle Summary

For Trade on:

Friday, April 21, 2023

<a href="#">LM CT100</a>	<b>5-AREA</b>	<a href="#">LM CT109</a>
<b>Neg. Cash Volume:</b>	6,074	<b>Dressed Formula Vol:</b> 49,072
<b>Live Steer Avg:</b>	\$178.93	<b>Steer/Heifer Avg:</b> \$284.96
<b>Live Heifer Avg:</b>	\$178.66	<b>Dressed Neg. Grid Vol:</b> 801
<b>Dressed Steer Avg:</b>	\$284.47	<b>Steer/Heifer Avg:</b> \$285.17
<b>Dressed Heifer Avg:</b>	N/A	<b>TOTAL VOLUME:</b> 55,947
<a href="#">LM CT106</a>	<b>TOTAL WK TO DATE VOLUME:</b>	<b>293,392</b>
<b>Committed:</b>	<b>66,390</b>	<b>Delivered:</b> 63,322

On Friday negotiated cash trading was mostly inactive on light demand in the Southern Plains and Nebraska. In the Western Cornbelt negotiated cash trading was slow on light to moderate demand. Not enough purchases in any region for a full market trend. In the Southern Plains Wednesday was the last reported market with live purchases at 175.00. In Nebraska Thursday was the last reported live purchase market from 180.00-185.00, and Wednesday was the last reported dressed purchase market at 288.00. In the Western Cornbelt Thursday was the last reported live and dressed purchase market at 182.00 and at 288.00, respectively.

<a href="#">LM CT118</a>	<b>TX-OK-NM</b>	<a href="#">LM CT109</a>
<b>Neg. Cash Volume:</b>	446	<b>Dressed Formula Vol:</b> 21,515
<b>Live Steer Avg:</b>	\$172.46	<b>Steer/Heifer Avg:</b> \$278.59
<b>Live Heifer Avg:</b>	\$173.00	<b>Dressed Neg. Grid Vol:</b> 0
<b>Dressed Steer Avg:</b>	N/A	<b>Steer/Heifer Avg:</b> N/A
<b>Dressed Heifer Avg:</b>	N/A	<b>TOTAL VOLUME:</b> 21,961
<a href="#">LM CT106</a>	<b>TOTAL WK TO DATE VOLUME:</b>	<b>86,809</b>
<b>Committed:</b>	<b>22,268</b>	<b>Delivered:</b> 11,722

<a href="#">LM CT121</a>	<b>KANSAS</b>	<a href="#">LM CT109</a>
<b>Neg. Cash Volume:</b>	268	<b>Dressed Formula Vol:</b> 14,425
<b>Live Steer Avg:</b>	\$174.00	<b>Steer/Heifer Avg:</b> \$282.81
<b>Live Heifer Avg:</b>	N/A	<b>Dressed Neg. Grid Vol:</b> 0
<b>Dressed Steer Avg:</b>	N/A	<b>Steer/Heifer Avg:</b> N/A
<b>Dressed Heifer Avg:</b>	N/A	<b>TOTAL VOLUME:</b> 14,693
<a href="#">LM CT106</a>	<b>TOTAL WK TO DATE VOLUME:</b>	<b>89,061</b>
<b>Committed:</b>	<b>18,621</b>	<b>Delivered:</b> 16,419

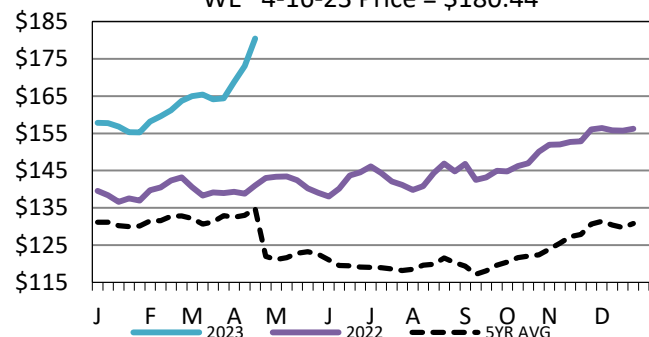
<a href="#">LM CT124</a>	<b>NEBRASKA</b>	<a href="#">LM CT109</a>
<b>Neg. Cash Volume:</b>	993	<b>Dressed Formula Vol:</b> 8,891
<b>Live Steer Avg:</b>	\$182.00	<b>Steer/Heifer Avg:</b> \$299.88
<b>Live Heifer Avg:</b>	N/A	<b>Dressed Neg. Grid Vol:</b> 340
<b>Dressed Steer Avg:</b>	\$283.45	<b>Steer/Heifer Avg:</b> \$297.26
<b>Dressed Heifer Avg:</b>	N/A	<b>TOTAL VOLUME:</b> 10,224
<a href="#">LM CT106</a>	<b>TOTAL WK TO DATE VOLUME:</b>	<b>59,217</b>
<b>Committed:</b>	<b>7,508</b>	<b>Delivered:</b> 17,132

<a href="#">LM CT134</a>	<b>COLORADO</b>	<a href="#">LM CT109</a>
<b>Neg. Cash Volume:</b>	0	<b>Dressed Formula Vol:</b> 2,380
<b>Live Steer Avg:</b>	N/A	<b>Steer/Heifer Avg:</b> \$290.92
<b>Live Heifer Avg:</b>	N/A	<b>Dressed Neg. Grid Vol:</b> 126
<b>Dressed Steer Avg:</b>	N/A	<b>Steer/Heifer Avg:</b> \$278.47
<b>Dressed Heifer Avg:</b>	N/A	<b>TOTAL VOLUME:</b> 2,506
<a href="#">LM CT106</a>	<b>TOTAL WK TO DATE VOLUME:</b>	<b>28,622</b>
<b>Committed:</b>	<b>7,938</b>	<b>Delivered:</b> 7,085

<a href="#">LM CT137</a>	<b>IA-MN</b>	<a href="#">LM CT109</a>
<b>Neg. Cash Volume:</b>	4,367	<b>Dressed Formula Vol:</b> 1,934
<b>Live Steer Avg:</b>	\$180.67	<b>Steer/Heifer Avg:</b> \$296.35
<b>Live Heifer Avg:</b>	\$180.12	<b>Dressed Neg. Grid Vol:</b> 335
<b>Dressed Steer Avg:</b>	\$284.93	<b>Steer/Heifer Avg:</b> \$275.42
<b>Dressed Heifer Avg:</b>	N/A	<b>TOTAL VOLUME:</b> 6,636
<a href="#">LM CT106</a>	<b>TOTAL WK TO DATE VOLUME:</b>	<b>34,074</b>
<b>Committed:</b>	<b>10,055</b>	<b>Delivered:</b> 10,964

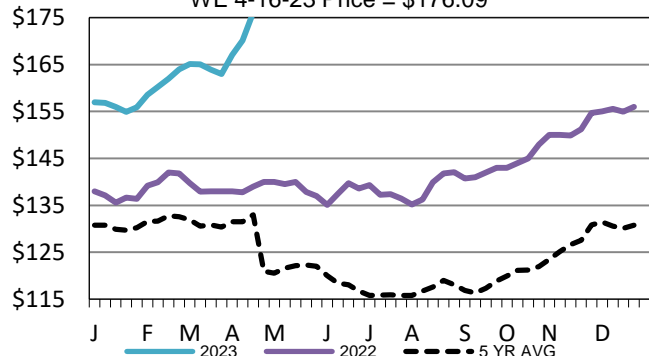
## 5-Area Live Steer Weighted Average

WE 4-16-23 Price = \$180.44



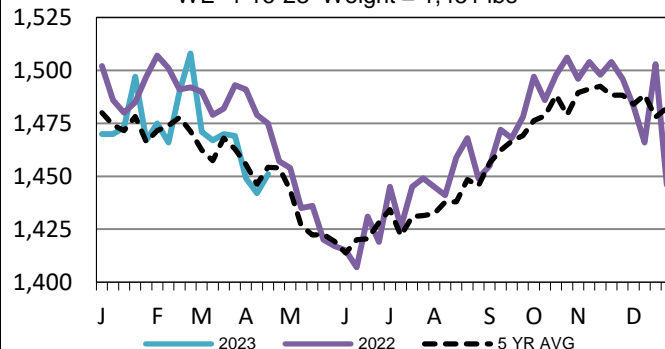
## Kansas Weekly Live Steer Weighted Average

WE 4-16-23 Price = \$176.09



## 5-Area Negotiated Cash Live Steer Weights

WE 4-16-23 Weight = 1,451 lbs



## USDA Livestock, Poultry and Grain Market News

Kansas City, MO

Phone: 816-676-7000

[stjoe.lpgmn@ams.usda.gov](mailto:stjoe.lpgmn@ams.usda.gov)