

Daily Direct Steer and Heifer Slaughter Cattle Summary

For Trade on:

Thursday, April 20, 2023

LM CT100	5-AREA	LM CT109
Neg. Cash Volume:	22,664	Dressed Formula Vol: 45,677
Live Steer Avg:	\$179.97	Steer/Heifer Avg: \$287.84
Live Heifer Avg:	\$179.17	Dressed Neg. Grid Vol: 2,603
Dressed Steer Avg:	\$288.01	Steer/Heifer Avg: \$283.57
Dressed Heifer Avg:	\$285.81	TOTAL VOLUME: 70,944
LM CT106	TOTAL WK TO DATE VOLUME:	237,445
Committed:	61,310	Delivered: 72,753

LM CT118	TX-OK-NM	LM CT109
Neg. Cash Volume:	1,027	Dressed Formula Vol: 12,769
Live Steer Avg:	\$174.57	Steer/Heifer Avg: \$279.78
Live Heifer Avg:	\$174.00	Dressed Neg. Grid Vol: 130
Dressed Steer Avg:	N/A	Steer/Heifer Avg: \$274.15
Dressed Heifer Avg:	N/A	TOTAL VOLUME: 13,926
LM CT106	TOTAL WK TO DATE VOLUME:	64,848
Committed:	10,460	Delivered: 21,391

LM CT121	KANSAS	LM CT109
Neg. Cash Volume:	2,762	Dressed Formula Vol: 11,156
Live Steer Avg:	\$174.22	Steer/Heifer Avg: \$284.99
Live Heifer Avg:	\$173.00	Dressed Neg. Grid Vol: 46
Dressed Steer Avg:	N/A	Steer/Heifer Avg: \$277.67
Dressed Heifer Avg:	\$286.00	TOTAL VOLUME: 13,964
LM CT106	TOTAL WK TO DATE VOLUME:	74,368
Committed:	15,624	Delivered: 18,199

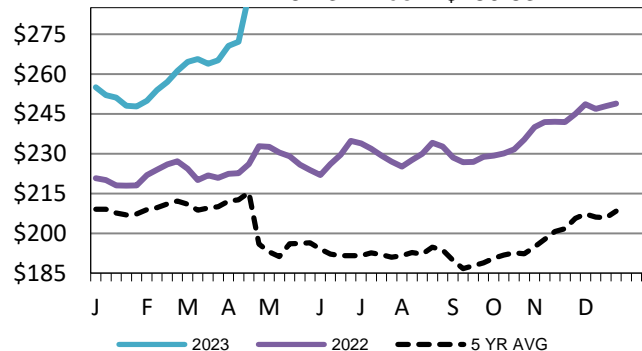
LM CT124	NEBRASKA	LM CT109
Neg. Cash Volume:	10,653	Dressed Formula Vol: 9,478
Live Steer Avg:	\$182.24	Steer/Heifer Avg: \$294.56
Live Heifer Avg:	\$181.80	Dressed Neg. Grid Vol: 1,332
Dressed Steer Avg:	\$288.37	Steer/Heifer Avg: \$282.70
Dressed Heifer Avg:	\$285.83	TOTAL VOLUME: 21,463
LM CT106	TOTAL WK TO DATE VOLUME:	48,993
Committed:	20,956	Delivered: 18,035

LM CT134	COLORADO	LM CT109
Neg. Cash Volume:	0	Dressed Formula Vol: 9,592
Live Steer Avg:	N/A	Steer/Heifer Avg: \$293.99
Live Heifer Avg:	N/A	Dressed Neg. Grid Vol: 292
Dressed Steer Avg:	N/A	Steer/Heifer Avg: \$285.46
Dressed Heifer Avg:	N/A	TOTAL VOLUME: 9,884
LM CT106	TOTAL WK TO DATE VOLUME:	26,116
Committed:	2,381	Delivered: 6,649

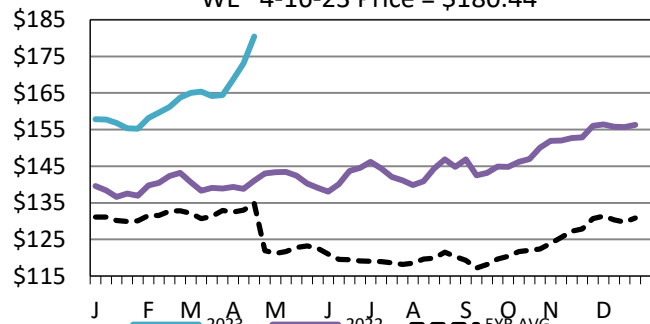
LM CT137	IA-MN	LM CT109
Neg. Cash Volume:	8,202	Dressed Formula Vol: 2,941
Live Steer Avg:	\$179.77	Steer/Heifer Avg: \$292.04
Live Heifer Avg:	\$181.51	Dressed Neg. Grid Vol: 913
Dressed Steer Avg:	\$287.35	Steer/Heifer Avg: \$286.27
Dressed Heifer Avg:	\$285.00	TOTAL VOLUME: 12,056
LM CT106	TOTAL WK TO DATE VOLUME:	27,438
Committed:	11,889	Delivered: 8,479

On Thursday in the Southern Plains negotiated cash trading was slow with light demand. Not enough purchases for a full market trend. The last reported market in the Southern Plains was on Wednesday with live purchases at 175.00. In Nebraska and Western Cornbelt negotiated cash trading was slow to moderate with moderate demand. In Nebraska, compared to the last reported market on Wednesday, live purchases traded unevenly steady from 180.00-185.00. A few dressed purchases traded at 290.00, however, not enough for a full market trend. The last reported dressed purchase market was on Wednesday at 288.00. In the Western Cornbelt, compared to the last reported market on Wednesday, live purchases traded unevenly steady at 182.00 and dressed purchases traded steady at 288.00.

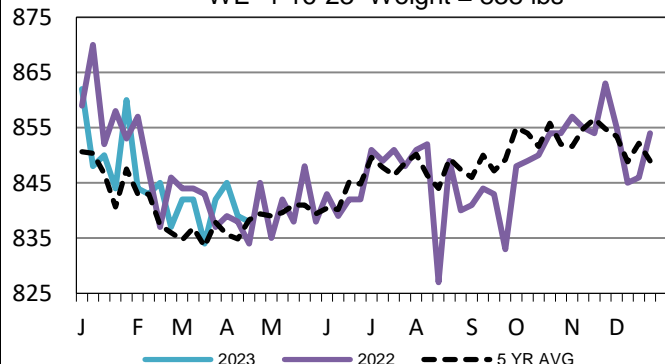
Nebraska Weekly DressedSteer Weighted Avg
WE 4-16-23 Price = \$289.83



5-Area Live Steer Weighted Average
WE 4-16-23 Price = \$180.44



TX-OK-NM Formula Carcass Weights
WE 4-16-23 Weight = 838 lbs



USDA Livestock, Poultry and Grain Market News

Kansas City, MO

Phone: 816-676-7000

stjoe.lpgmn@ams.usda.gov