

Daily Direct Steer and Heifer Slaughter Cattle Summary

For Trade on:

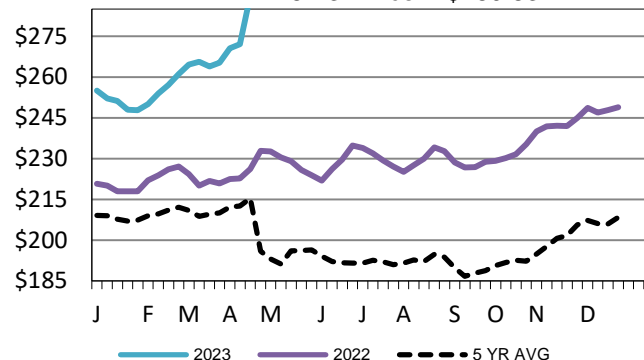
Wednesday, April 19, 2023

LM CT100	5-AREA	LM CT109
Neg. Cash Volume:	33,111	Dressed Formula Vol: 32,624
Live Steer Avg:	\$177.62	Steer/Heifer Avg: \$279.47
Live Heifer Avg:	\$177.26	Dressed Neg. Grid Vol: 4,481
Dressed Steer Avg:	\$287.56	Steer/Heifer Avg: \$176.14
Dressed Heifer Avg:	\$287.92	TOTAL VOLUME: 70,216
LM CT106	TOTAL WK TO DATE VOLUME:	166,501
Committed:	138,717	Delivered: 69,472

On Wednesday negotiated cash trading was slow with light to moderate demand in all regions. In the Southern Plains, compared to last week, live purchases traded mostly steady 175.00. In Nebraska, compared to the prior week, live purchases traded steady to 2.00 lower at 182.00 and dressed purchases traded 2.00 lower at 288.00, a light test of both live and dressed was noted. In the Western Cornbelt, compared to the previous week, live purchases traded unevenly steady from 181.00-183.00 and dressed purchases traded 2.00 lower at 288.00, a light test of both live and dressed was noted.

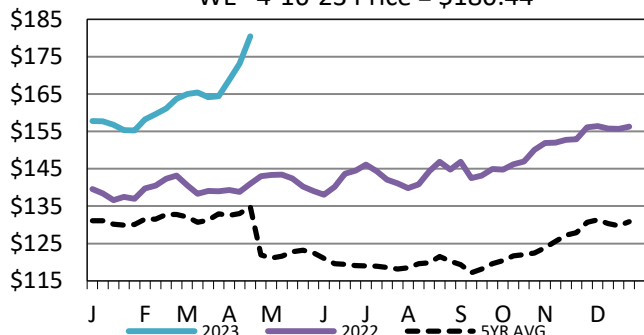
LM CT118	TX-OK-NM	LM CT109
Neg. Cash Volume:	6,288	Dressed Formula Vol: 15,672
Live Steer Avg:	\$174.86	Steer/Heifer Avg: \$275.83
Live Heifer Avg:	\$174.97	Dressed Neg. Grid Vol: 0
Dressed Steer Avg:	N/A	Steer/Heifer Avg: N/A
Dressed Heifer Avg:	N/A	TOTAL VOLUME: 21,960
LM CT106	TOTAL WK TO DATE VOLUME:	52,535
Committed:	47,456	Delivered: 20,372

Nebraska Weekly DressedSteer Weighted Avg
WE 4-16-23 Price = \$289.83



LM CT121	KANSAS	LM CT109
Neg. Cash Volume:	8,924	Dressed Formula Vol: 10,005
Live Steer Avg:	\$174.78	Steer/Heifer Avg: \$276.10
Live Heifer Avg:	\$174.82	Dressed Neg. Grid Vol: 463
Dressed Steer Avg:	\$276.00	Steer/Heifer Avg: \$268.68
Dressed Heifer Avg:	N/A	TOTAL VOLUME: 19,392
LM CT106	TOTAL WK TO DATE VOLUME:	54,191
Committed:	33,181	Delivered: 16,880

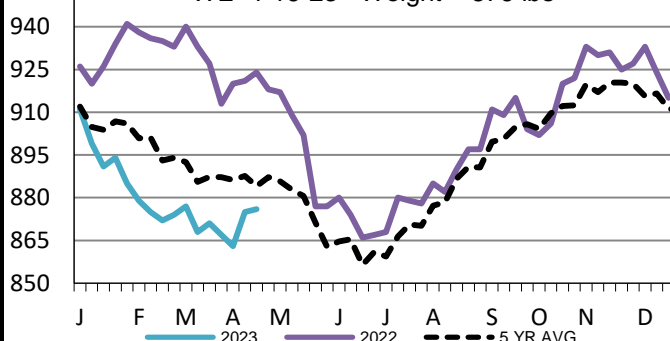
5-Area Live Steer Weighted Average
WE 4-16-23 Price = \$180.44



LM CT124	NEBRASKA	LM CT109
Neg. Cash Volume:	10,249	Dressed Formula Vol: 2,680
Live Steer Avg:	\$181.39	Steer/Heifer Avg: \$297.28
Live Heifer Avg:	\$182.14	Dressed Neg. Grid Vol: 2,672
Dressed Steer Avg:	\$287.74	Steer/Heifer Avg: \$277.21
Dressed Heifer Avg:	\$287.88	TOTAL VOLUME: 15,601
LM CT106	TOTAL WK TO DATE VOLUME:	27,530
Committed:	28,812	Delivered: 15,942

LM CT134	COLORADO	LM CT109
Neg. Cash Volume:	0	Dressed Formula Vol: 2,368
Live Steer Avg:	N/A	Steer/Heifer Avg: \$286.36
Live Heifer Avg:	N/A	Dressed Neg. Grid Vol: 838
Dressed Steer Avg:	N/A	Steer/Heifer Avg: \$273.72
Dressed Heifer Avg:	N/A	TOTAL VOLUME: 3,206
LM CT106	TOTAL WK TO DATE VOLUME:	16,232
Committed:	13,884	Delivered: 7,192

Nebraska Formula Carcass Weights
WE 4-16-23 Weight = 876 lbs



LM CT137	IA-MN	LM CT109
Neg. Cash Volume:	7,650	Dressed Formula Vol: 1,899
Live Steer Avg:	\$181.53	Steer/Heifer Avg: \$293.51
Live Heifer Avg:	\$182.57	Dressed Neg. Grid Vol: 546
Dressed Steer Avg:	\$287.76	Steer/Heifer Avg: \$281.14
Dressed Heifer Avg:	\$288.00	TOTAL VOLUME: 10,095
LM CT106	TOTAL WK TO DATE VOLUME:	15,382
Committed:	15,384	Delivered: 9,086

USDA Livestock, Poultry and Grain Market News

Kansas City, MO

Phone: 816-676-7000

stjoe.lpgmn@ams.usda.gov