

Daily Direct Steer and Heifer Slaughter Cattle Summary

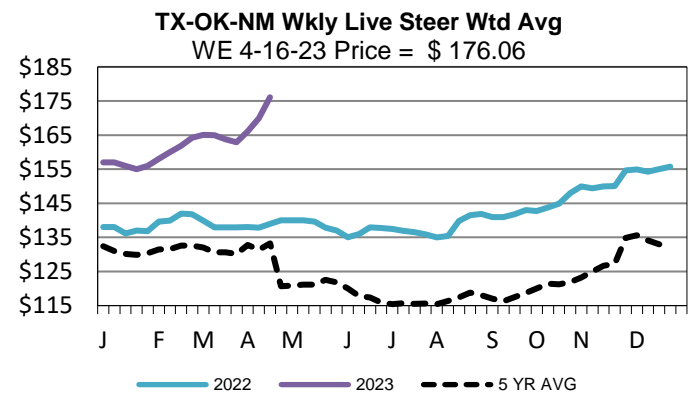
For Trade on:

Tuesday, April 18, 2023

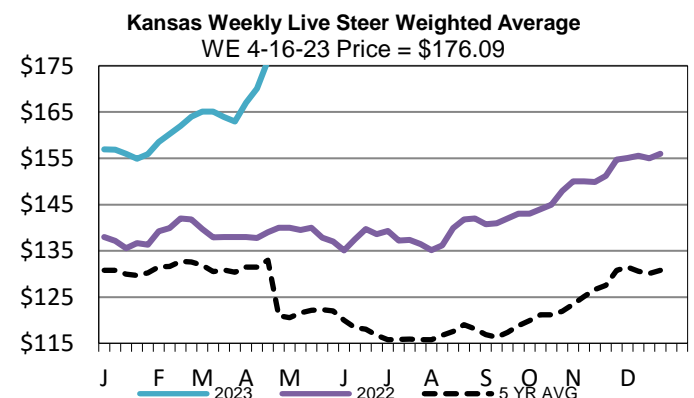
LM CT100	5-AREA	LM CT109
Neg. Cash Volume: 125	Dressed Formula Vol: 39,380	
Live Steer Avg: N/A	Steer/Heifer Avg: \$275.09	
Live Heifer Avg: \$173.00	Dressed Neg. Grid Vol: 3,358	
Dressed Steer Avg: \$288.00	Steer/Heifer Avg: \$277.93	
Dressed Heifer Avg: N/A	TOTAL VOLUME: 42,863	
LM CT106	TOTAL WK TO DATE VOLUME: 96,285	
Committed: 69,817	Delivered: 73,199	

On Tuesday negotiated cash trading was at a standstill in the Southern Plains. In Nebraska and Western Cornbelt negotiated cash trading was mostly inactive on very light demand. Not enough purchases for a market trend. The latest established market was last week in all regions. In the Southern Plains live purchases traded at 175.00. In Nebraska live and dressed purchases traded from 182.00-184.00 and at 290.00, respectively. In the Western Cornbelt live and dressed purchases traded from 180.00-184.00 and at 290.00, respectively.

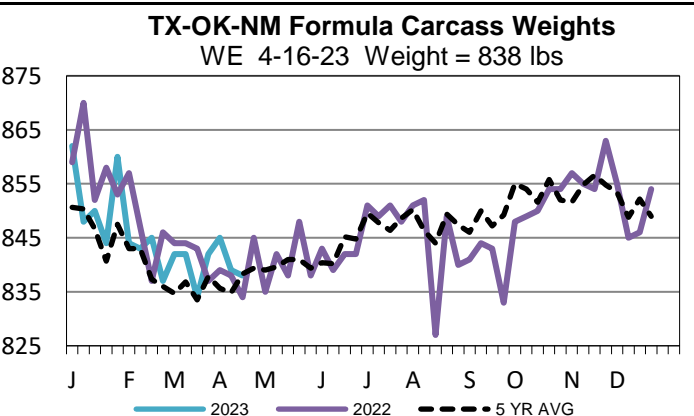
LM CT118	TX-OK-NM	LM CT109
Neg. Cash Volume: 0	Dressed Formula Vol: 16,215	
Live Steer Avg: N/A	Steer/Heifer Avg: \$270.80	
Live Heifer Avg: N/A	Dressed Neg. Grid Vol: 0	
Dressed Steer Avg: N/A	Steer/Heifer Avg: N/A	
Dressed Heifer Avg: N/A	TOTAL VOLUME: 16,215	
LM CT106	TOTAL WK TO DATE VOLUME: 30,575	
Committed: 17,525	Delivered: 20,901	



LM CT121	KANSAS	LM CT109
Neg. Cash Volume: 0	Dressed Formula Vol: 15,388	
Live Steer Avg: N/A	Steer/Heifer Avg: \$273.10	
Live Heifer Avg: N/A	Dressed Neg. Grid Vol: 445	
Dressed Steer Avg: N/A	Steer/Heifer Avg: \$276.25	
Dressed Heifer Avg: N/A	TOTAL VOLUME: 15,833	
LM CT106	TOTAL WK TO DATE VOLUME: 34,799	
Committed: 21,512	Delivered: 19,782	



LM CT124	NEBRASKA	LM CT109
Neg. Cash Volume: 80	Dressed Formula Vol: 2,789	
Live Steer Avg: N/A	Steer/Heifer Avg: \$289.48	
Live Heifer Avg: N/A	Dressed Neg. Grid Vol: 2,031	
Dressed Steer Avg: \$288.00	Steer/Heifer Avg: \$279.54	
Dressed Heifer Avg: N/A	TOTAL VOLUME: 4,900	
LM CT106	TOTAL WK TO DATE VOLUME: 11,929	
Committed: 20,173	Delivered: 17,595	



LM CT134	COLORADO	LM CT109
Neg. Cash Volume: 0	Dressed Formula Vol: 3,932	
Live Steer Avg: N/A	Steer/Heifer Avg: \$288.50	
Live Heifer Avg: N/A	Dressed Neg. Grid Vol: 274	
Dressed Steer Avg: N/A	Steer/Heifer Avg: \$267.93	
Dressed Heifer Avg: N/A	TOTAL VOLUME: 4,206	
LM CT106	TOTAL WK TO DATE VOLUME: 13,014	
Committed: 3,946	Delivered: 6,829	

LM CT137	IA-MN	LM CT109
Neg. Cash Volume: 45	Dressed Formula Vol: 1,163	
Live Steer Avg: N/A	Steer/Heifer Avg: \$282.09	
Live Heifer Avg: \$173.00	Dressed Neg. Grid Vol: 636	
Dressed Steer Avg: N/A	Steer/Heifer Avg: \$278.63	
Dressed Heifer Avg: N/A	TOTAL VOLUME: 1,844	
LM CT106	TOTAL WK TO DATE VOLUME: 5,287	
Committed: 6,661	Delivered: 8,092	

USDA Livestock, Poultry and Grain Market News

Kansas City, MO

Phone: 816-676-7000

stjoe.lpgmn@ams.usda.gov