

Daily Direct Steer and Heifer Slaughter Cattle Summary

For Trade on:

Monday, April 17, 2023

LM CT100	5-AREA	LM CT109
Neg. Cash Volume:	558	Dressed Formula Vol: 48,526
Live Steer Avg:	N/A	Steer/Heifer Avg: \$275.52
Live Heifer Avg:	N/A	Dressed Neg. Grid Vol: 4,338
Dressed Steer Avg:	\$285.00	Steer/Heifer Avg: \$275.11
Dressed Heifer Avg:	\$288.00	TOTAL VOLUME: 53,422
LM CT106	TOTAL WK TO DATE VOLUME: 53,422	
Committed:	44,152	Delivered: 72,400

LM CT118	TX-OK-NM	LM CT109
Neg. Cash Volume:	0	Dressed Formula Vol: 14,360
Live Steer Avg:	N/A	Steer/Heifer Avg: \$270.35
Live Heifer Avg:	N/A	Dressed Neg. Grid Vol: 0
Dressed Steer Avg:	N/A	Steer/Heifer Avg: N/A
Dressed Heifer Avg:	N/A	TOTAL VOLUME: 14,360
LM CT106	TOTAL WK TO DATE VOLUME: 14,360	
Committed:	5,925	Delivered: 19,617

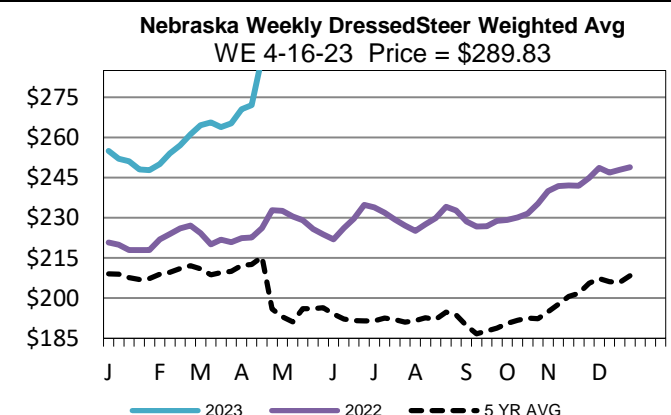
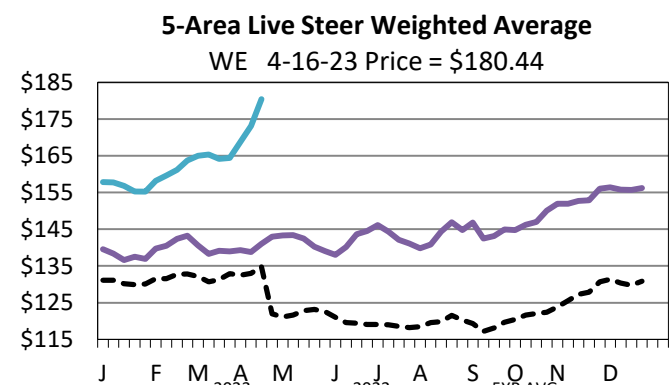
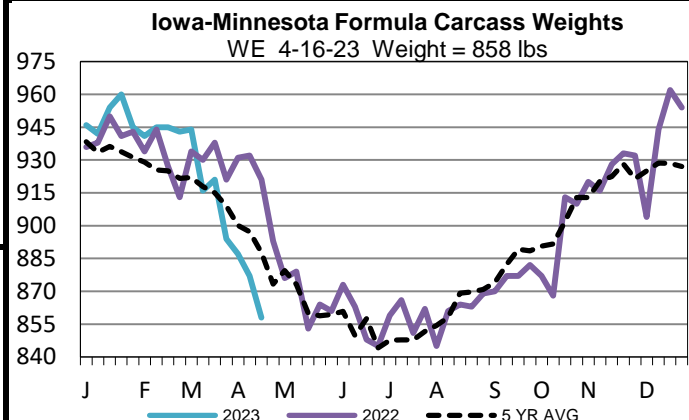
LM CT121	KANSAS	LM CT109
Neg. Cash Volume:	0	Dressed Formula Vol: 18,334
Live Steer Avg:	N/A	Steer/Heifer Avg: \$271.44
Live Heifer Avg:	N/A	Dressed Neg. Grid Vol: 632
Dressed Steer Avg:	N/A	Steer/Heifer Avg: \$265.64
Dressed Heifer Avg:	N/A	TOTAL VOLUME: 18,966
LM CT106	TOTAL WK TO DATE VOLUME: 18,966	
Committed:	14,720	Delivered: 22,343

LM CT124	NEBRASKA	LM CT109
Neg. Cash Volume:	0	Dressed Formula Vol: 4,653
Live Steer Avg:	N/A	Steer/Heifer Avg: \$282.54
Live Heifer Avg:	N/A	Dressed Neg. Grid Vol: 2,376
Dressed Steer Avg:	N/A	Steer/Heifer Avg: \$276.83
Dressed Heifer Avg:	N/A	TOTAL VOLUME: 7,029
LM CT106	TOTAL WK TO DATE VOLUME: 7,029	
Committed:	12,427	Delivered: 13,247

LM CT134	COLORADO	LM CT109
Neg. Cash Volume:	0	Dressed Formula Vol: 9,738
Live Steer Avg:	N/A	Steer/Heifer Avg: \$281.52
Live Heifer Avg:	N/A	Dressed Neg. Grid Vol: 70
Dressed Steer Avg:	N/A	Steer/Heifer Avg: \$276.10
Dressed Heifer Avg:	N/A	TOTAL VOLUME: 9,808
LM CT106	TOTAL WK TO DATE VOLUME: 9,808	
Committed:	2,980	Delivered: 8,398

LM CT137	IA-MN	LM CT109
Neg. Cash Volume:	558	Dressed Formula Vol: 1,520
Live Steer Avg:	N/A	Steer/Heifer Avg: \$281.28
Live Heifer Avg:	N/A	Dressed Neg. Grid Vol: 1,365
Dressed Steer Avg:	\$285.00	Steer/Heifer Avg: \$276.96
Dressed Heifer Avg:	\$288.00	TOTAL VOLUME: 3,443
LM CT106	TOTAL WK TO DATE VOLUME: 3,443	
Committed:	8,100	Delivered: 8,795

On Monday negotiated cash trading was at a standstill in the Southern Plains and Nebraska. In the Western Cornbelt negotiated cash trading was mostly inactive on very light demand. Not enough purchases for a market trend. The latest established market was last week in all regions. In the Southern Plains live purchases traded at 175.00. In Nebraska live and dressed purchases traded from 182.00-184.00 and at 290.00, respectively. In the Western Cornbelt live and dressed purchases traded from 180.00-184.00 and at 290.00, respectively.



USDA Livestock, Poultry and Grain Market News

Kansas City, MO

Phone: 816-676-7000

stjoe.lpgmn@ams.usda.gov