

Daily Direct Steer and Heifer Slaughter Cattle Summary

For Trade on:

Tuesday, April 11, 2023

LM CT100	5-AREA	LM CT109
Neg. Cash Volume: 225		Dressed Formula Vol: 29,921
Live Steer Avg: N/A		Steer/Heifer Avg: \$271.80
Live Heifer Avg: N/A		Dressed Neg. Grid Vol: 3,900
Dressed Steer Avg: N/A		Steer/Heifer Avg: \$272.45
Dressed Heifer Avg: \$284.00		TOTAL VOLUME: 34,046
LM CT106	TOTAL WK TO DATE VOLUME: 81,279	
Committed: 73,985	Delivered: 71,426	

LM CT118	TX-OK-NM	LM CT109
Neg. Cash Volume: 0		Dressed Formula Vol: 15,350
Live Steer Avg: N/A		Steer/Heifer Avg: \$267.35
Live Heifer Avg: N/A		Dressed Neg. Grid Vol: 0
Dressed Steer Avg: N/A		Steer/Heifer Avg: N/A
Dressed Heifer Avg: N/A		TOTAL VOLUME: 15,350
LM CT106	TOTAL WK TO DATE VOLUME: 32,348	
Committed: 18,140	Delivered: 20,751	

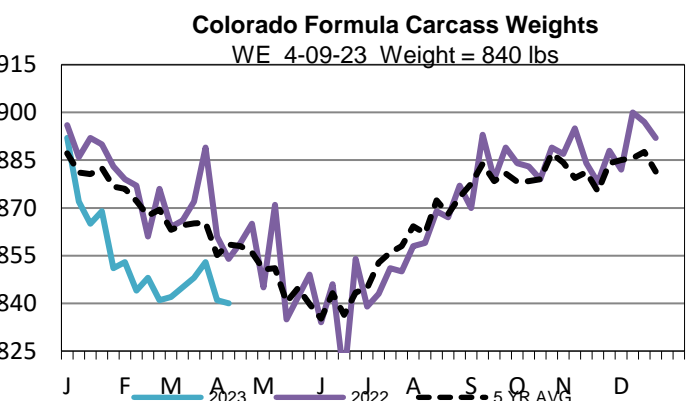
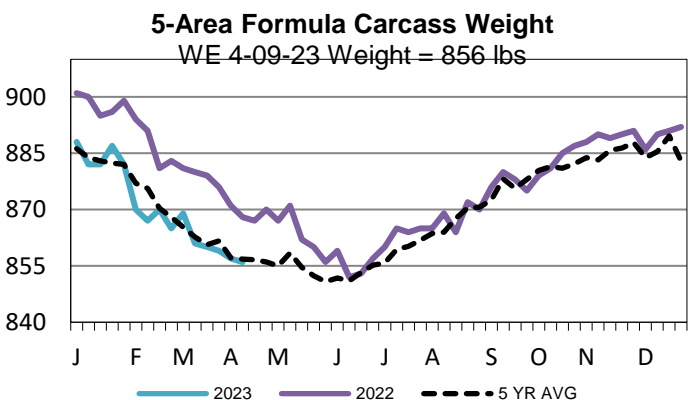
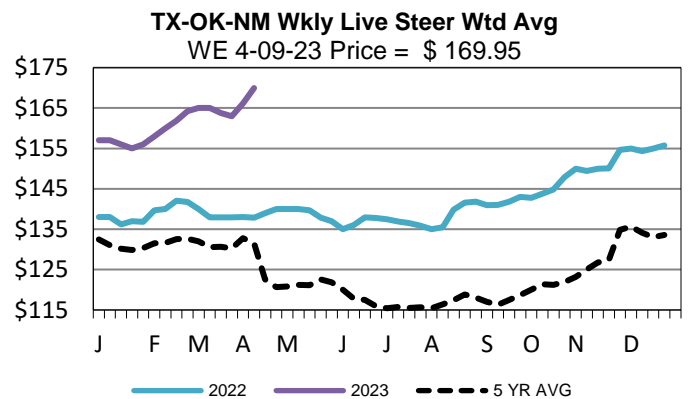
LM CT121	KANSAS	LM CT109
Neg. Cash Volume: 0		Dressed Formula Vol: 6,906
Live Steer Avg: N/A		Steer/Heifer Avg: \$270.44
Live Heifer Avg: N/A		Dressed Neg. Grid Vol: 157
Dressed Steer Avg: N/A		Steer/Heifer Avg: \$268.74
Dressed Heifer Avg: N/A		TOTAL VOLUME: 7,063
LM CT106	TOTAL WK TO DATE VOLUME: 27,812	
Committed: 22,632	Delivered: 19,157	

LM CT124	NEBRASKA	LM CT109
Neg. Cash Volume: 60		Dressed Formula Vol: 4,914
Live Steer Avg: N/A		Steer/Heifer Avg: \$283.61
Live Heifer Avg: N/A		Dressed Neg. Grid Vol: 2,284
Dressed Steer Avg: N/A		Steer/Heifer Avg: \$272.78
Dressed Heifer Avg: N/A		TOTAL VOLUME: 7,258
LM CT106	TOTAL WK TO DATE VOLUME: 12,144	
Committed: 15,062	Delivered: 14,994	

LM CT134	COLORADO	LM CT109
Neg. Cash Volume: 0		Dressed Formula Vol: 851
Live Steer Avg: N/A		Steer/Heifer Avg: \$279.86
Live Heifer Avg: N/A		Dressed Neg. Grid Vol: 42
Dressed Steer Avg: N/A		Steer/Heifer Avg: \$268.43
Dressed Heifer Avg: N/A		TOTAL VOLUME: 893
LM CT106	TOTAL WK TO DATE VOLUME: 2,792	
Committed: 15,062	Delivered: 6,970	

LM CT137	IA-MN	LM CT109
Neg. Cash Volume: 165		Dressed Formula Vol: 1,939
Live Steer Avg: N/A		Steer/Heifer Avg: \$278.40
Live Heifer Avg: N/A		Dressed Neg. Grid Vol: 1,417
Dressed Steer Avg: \$284.00		Steer/Heifer Avg: \$272.45
Dressed Heifer Avg: N/A		TOTAL VOLUME: 3,521
LM CT106	TOTAL WK TO DATE VOLUME: 6,483	
Committed: 3,089	Delivered: 9,554	

On Tuesday negotiated cash trading was at a standstill in the Southern Plains. In Nebraska and Western Cornbelt negotiated cash trading was mostly inactive on very light demand. Not enough trades for a market trend. The latest established market was last week in all regions. In the Southern Plains live purchases traded at 170.00. In Nebraska and Western Cornbelt live and dressed purchases traded from 174.00-177.00 and from 275.00-280.00, respectively.



USDA Livestock, Poultry and Grain Market News

Kansas City, MO

Phone: 816-676-7000

stjoe.lpgmn@ams.usda.gov