

Daily Direct Steer and Heifer Slaughter Cattle Summary

For Trade on:

Monday, April 10, 2023

LM CT100	5-AREA	LM CT109
Neg. Cash Volume:	69	Dressed Formula Vol: 44,263
Live Steer Avg:	N/A	Steer/Heifer Avg: \$267.38
Live Heifer Avg:	\$175.00	Dressed Neg. Grid Vol: 2,901
Dressed Steer Avg:	N/A	Steer/Heifer Avg: \$267.73
Dressed Heifer Avg:	N/A	TOTAL VOLUME: 47,233
LM CT106	TOTAL WK TO DATE VOLUME:	47,233
Committed:	59,404	Delivered: 70,125

LM CT118	TX-OK-NM	LM CT109
Neg. Cash Volume:	0	Dressed Formula Vol: 16,998
Live Steer Avg:	N/A	Steer/Heifer Avg: \$266.17
Live Heifer Avg:	N/A	Dressed Neg. Grid Vol: 0
Dressed Steer Avg:	N/A	Steer/Heifer Avg: N/A
Dressed Heifer Avg:	N/A	TOTAL VOLUME: 16,998
LM CT106	TOTAL WK TO DATE VOLUME:	16,998
Committed:	23,028	Delivered: 19,312

LM CT121	KANSAS	LM CT109
Neg. Cash Volume:	0	Dressed Formula Vol: 19,732
Live Steer Avg:	N/A	Steer/Heifer Avg: \$266.24
Live Heifer Avg:	N/A	Dressed Neg. Grid Vol: 1,017
Dressed Steer Avg:	N/A	Steer/Heifer Avg: \$262.77
Dressed Heifer Avg:	N/A	TOTAL VOLUME: 20,749
LM CT106	TOTAL WK TO DATE VOLUME:	20,749
Committed:	12,008	Delivered: 19,076

LM CT124	NEBRASKA	LM CT109
Neg. Cash Volume:	0	Dressed Formula Vol: 4,292
Live Steer Avg:	N/A	Steer/Heifer Avg: \$276.52
Live Heifer Avg:	N/A	Dressed Neg. Grid Vol: 594
Dressed Steer Avg:	N/A	Steer/Heifer Avg: \$272.29
Dressed Heifer Avg:	N/A	TOTAL VOLUME: 4,886
LM CT106	TOTAL WK TO DATE VOLUME:	4,886
Committed:	13,604	Delivered: 16,904

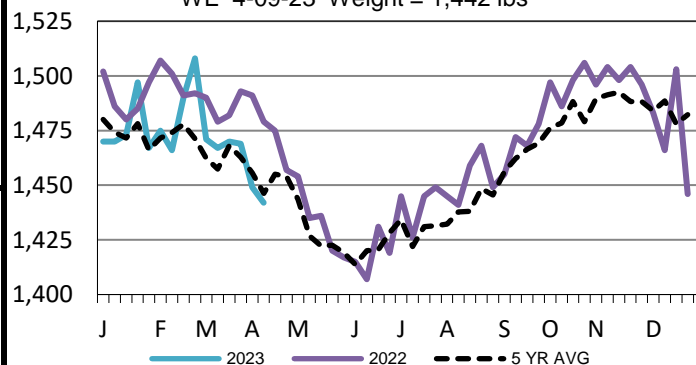
LM CT134	COLORADO	LM CT109
Neg. Cash Volume:	0	Dressed Formula Vol: 1,899
Live Steer Avg:	N/A	Steer/Heifer Avg: \$272.61
Live Heifer Avg:	N/A	Dressed Neg. Grid Vol: 0
Dressed Steer Avg:	N/A	Steer/Heifer Avg: N/A
Dressed Heifer Avg:	N/A	TOTAL VOLUME: 1,899
LM CT106	TOTAL WK TO DATE VOLUME:	1,899
Committed:	3,056	Delivered: 3,480

LM CT137	IA-MN	LM CT109
Neg. Cash Volume:	69	Dressed Formula Vol: 1,526
Live Steer Avg:	N/A	Steer/Heifer Avg: \$273.03
Live Heifer Avg:	\$175.00	Dressed Neg. Grid Vol: 1,367
Dressed Steer Avg:	N/A	Steer/Heifer Avg: \$269.95
Dressed Heifer Avg:	N/A	TOTAL VOLUME: 2,962
LM CT106	TOTAL WK TO DATE VOLUME:	2,962
Committed:	7,708	Delivered: 11,353

On Monday negotiated cash trading at a standstill in the Southern Plains and Nebraska. In the Western Cornbelt negotiated cash trading was mostly inactive on very light demand. Not enough trades for a market trend. The latest established market was last week in all regions. In the Southern Plains live purchases traded at 170.00. In Nebraska and Western Cornbelt live and dressed purchases traded from 174.00-177.00 and from 275.00-280.00, respectively.

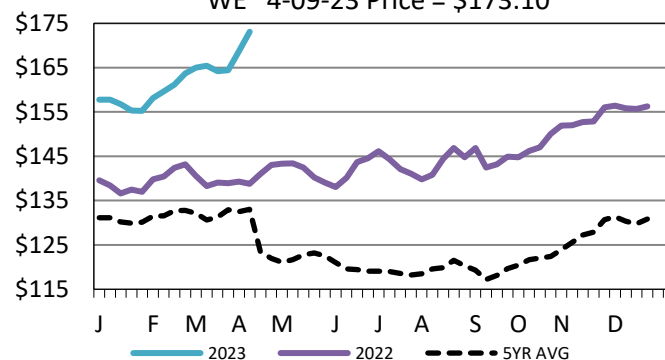
5-Area Negotiated Cash Live Steer Weights

WE 4-09-23 Weight = 1,442 lbs



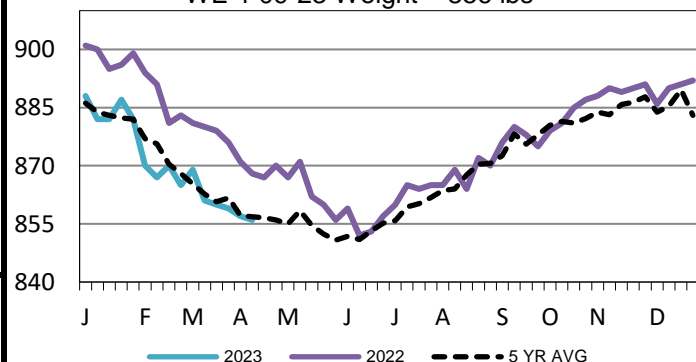
5-Area Live Steer Weighted Average

WE 4-09-23 Price = \$173.10



5-Area Formula Carcass Weight

WE 4-09-23 Weight = 856 lbs



USDA Livestock, Poultry and Grain Market News

Kansas City, MO

Phone: 816-676-7000

stjoe.lpgmn@ams.usda.gov