

## Daily Direct Steer and Heifer Slaughter Cattle Summary

For Trade on:

Thursday, April 06, 2023

<a href="#">LM CT100</a>	<b>5-AREA</b>	<a href="#">LM CT109</a>
<b>Neg. Cash Volume:</b>	18,492	<b>Dressed Formula Vol:</b> 39,853
Live Steer Avg:	\$175.87	Steer/Heifer Avg: \$266.59
Live Heifer Avg:	\$175.71	<b>Dressed Neg. Grid Vol:</b> 4,707
Dressed Steer Avg:	\$279.80	Steer/Heifer Avg: \$269.68
Dressed Heifer Avg:	\$279.16	<b>TOTAL VOLUME:</b> 63,052
<a href="#">LM CT106</a>	<b>TOTAL WK TO DATE VOLUME:</b>	<b>268,790</b>
<b>Committed:</b>	<b>57,214</b>	<b>Delivered:</b> 65,701

<a href="#">LM CT118</a>	<b>TX-OK-NM</b>	<a href="#">LM CT109</a>
<b>Neg. Cash Volume:</b>	0	<b>Dressed Formula Vol:</b> 14,909
Live Steer Avg:	N/A	Steer/Heifer Avg: \$264.92
Live Heifer Avg:	N/A	<b>Dressed Neg. Grid Vol:</b> 0
Dressed Steer Avg:	N/A	Steer/Heifer Avg: N/A
Dressed Heifer Avg:	N/A	<b>TOTAL VOLUME:</b> 14,909
<a href="#">LM CT106</a>	<b>TOTAL WK TO DATE VOLUME:</b>	<b>72,904</b>
<b>Committed:</b>	<b>12,566</b>	<b>Delivered:</b> 23,596

<a href="#">LM CT121</a>	<b>KANSAS</b>	<a href="#">LM CT109</a>
<b>Neg. Cash Volume:</b>	1,492	<b>Dressed Formula Vol:</b> 11,742
Live Steer Avg:	\$172.00	Steer/Heifer Avg: \$269.17
Live Heifer Avg:	\$171.75	<b>Dressed Neg. Grid Vol:</b> 1,291
Dressed Steer Avg:	N/A	Steer/Heifer Avg: \$261.13
Dressed Heifer Avg:	N/A	<b>TOTAL VOLUME:</b> 14,525
<a href="#">LM CT106</a>	<b>TOTAL WK TO DATE VOLUME:</b>	<b>67,811</b>
<b>Committed:</b>	<b>8,026</b>	<b>Delivered:</b> 16,812

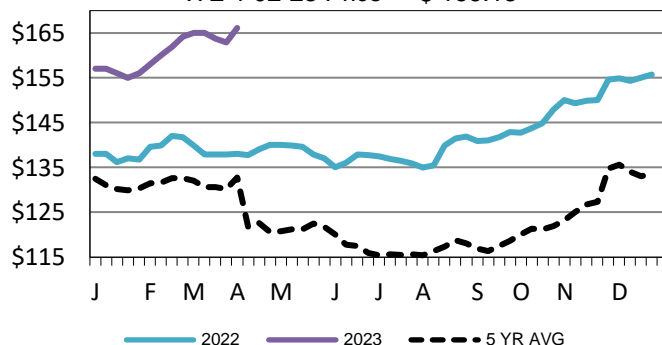
<a href="#">LM CT124</a>	<b>NEBRASKA</b>	<a href="#">LM CT109</a>
<b>Neg. Cash Volume:</b>	7,753	<b>Dressed Formula Vol:</b> 12,319
Live Steer Avg:	\$177.00	Steer/Heifer Avg: \$277.87
Live Heifer Avg:	\$177.00	<b>Dressed Neg. Grid Vol:</b> 681
Dressed Steer Avg:	\$279.97	Steer/Heifer Avg: \$269.16
Dressed Heifer Avg:	\$280.00	<b>TOTAL VOLUME:</b> 20,753
<a href="#">LM CT106</a>	<b>TOTAL WK TO DATE VOLUME:</b>	<b>63,584</b>
<b>Committed:</b>	<b>14,883</b>	<b>Delivered:</b> 11,635

<a href="#">LM CT134</a>	<b>COLORADO</b>	<a href="#">LM CT109</a>
<b>Neg. Cash Volume:</b>	0	<b>Dressed Formula Vol:</b> 7,004
Live Steer Avg:	N/A	Steer/Heifer Avg: \$278.82
Live Heifer Avg:	N/A	<b>Dressed Neg. Grid Vol:</b> 508
Dressed Steer Avg:	N/A	Steer/Heifer Avg: \$268.46
Dressed Heifer Avg:	N/A	<b>TOTAL VOLUME:</b> 7,512
<a href="#">LM CT106</a>	<b>TOTAL WK TO DATE VOLUME:</b>	<b>20,889</b>
<b>Committed:</b>	<b>6,256</b>	<b>Delivered:</b> 4,958

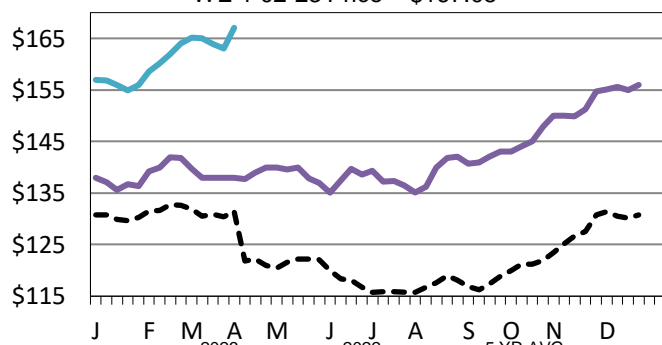
<a href="#">LM CT137</a>	<b>IA-MN</b>	<a href="#">LM CT109</a>
<b>Neg. Cash Volume:</b>	9,247	<b>Dressed Formula Vol:</b> 2,446
Live Steer Avg:	\$175.86	Steer/Heifer Avg: \$277.47
Live Heifer Avg:	\$176.46	<b>Dressed Neg. Grid Vol:</b> 728
Dressed Steer Avg:	\$279.65	Steer/Heifer Avg: \$270.66
Dressed Heifer Avg:	\$278.19	<b>TOTAL VOLUME:</b> 12,421
<a href="#">LM CT106</a>	<b>TOTAL WK TO DATE VOLUME:</b>	<b>38,874</b>
<b>Committed:</b>	<b>15,483</b>	<b>Delivered:</b> 8,700

On Thursday in Western Cornbelt cash trading was moderate with good demand. Compared to the last reported market on Wednesday live purchases traded steady to 3.00 higher from 175-177 and dressed purchases traded steady to 5.00 higher at 280. In Nebraska cash trading slow with light to moderate demand. A few live and dressed purchases traded at 177 and at 280, respectively. However, not enough for a full market trend. The last reported market was on Wednesday with live purchases from 172-177 and dressed purchases from 275-280. In Kansas cash trading was slow on light demand. A few live purchases traded at 172, however, not enough for a market trend. In the Texas Panhandle cash trading has been at a standstill. In the Southern Plains the last reported live purchase market was on Wednesday at 170.

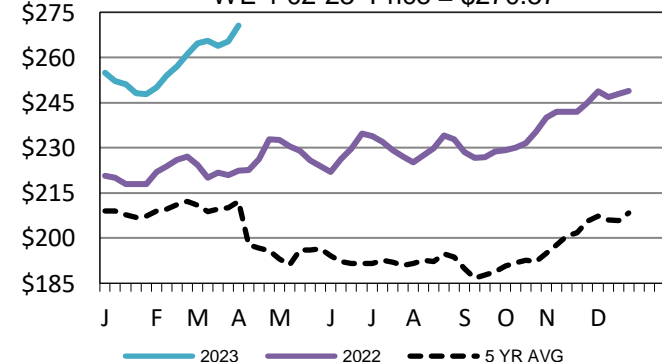
**TX-OK-NM Wkly Live Steer Wtd Avg**  
WE 4-02-23 Price = \$ 166.13



**Kansas Weekly Live Steer Weighted Average**  
WE 4-02-23 Price = \$167.05



**Nebraska Weekly DressedSteer Weighted Avg**  
WE 4-02-23 Price = \$270.57



## USDA Livestock, Poultry and Grain Market News

Kansas City, MO

Phone: 816-676-7000

[stjoe.lpgmn@ams.usda.gov](mailto:stjoe.lpgmn@ams.usda.gov)