

Daily Direct Steer and Heifer Slaughter Cattle Summary

For Trade on:

Wednesday, April 05, 2023

LM CT100	5-AREA	LM CT109
Neg. Cash Volume:	63,846	Dressed Formula Vol: 39,853
Live Steer Avg:	\$172.33	Steer/Heifer Avg: \$266.59
Live Heifer Avg:	\$172.96	Dressed Neg. Grid Vol: 4,707
Dressed Steer Avg:	\$278.15	Steer/Heifer Avg: \$269.68
Dressed Heifer Avg:	\$277.05	TOTAL VOLUME: 108,406

LM CT106	TOTAL WK TO DATE VOLUME:	205,738
Committed:	139,286	Delivered: 63,580

LM CT118	TX-OK-NM	LM CT109
Neg. Cash Volume:	9,656	Dressed Formula Vol: 12,985
Live Steer Avg:	\$169.95	Steer/Heifer Avg: \$261.93
Live Heifer Avg:	\$169.93	Dressed Neg. Grid Vol: 126
Dressed Steer Avg:	N/A	Steer/Heifer Avg: \$260.91
Dressed Heifer Avg:	N/A	TOTAL VOLUME: 22,767

LM CT106	TOTAL WK TO DATE VOLUME:	57,995
Committed:	41,783	Delivered: 13,039

LM CT121	KANSAS	LM CT109
Neg. Cash Volume:	14,320	Dressed Formula Vol: 11,782
Live Steer Avg:	\$169.93	Steer/Heifer Avg: \$268.31
Live Heifer Avg:	\$170.33	Dressed Neg. Grid Vol: 20
Dressed Steer Avg:	\$276.28	Steer/Heifer Avg: \$272.09
Dressed Heifer Avg:	\$275.39	TOTAL VOLUME: 26,122

LM CT106	TOTAL WK TO DATE VOLUME:	53,286
Committed:	33,284	Delivered: 16,729

LM CT124	NEBRASKA	LM CT109
Neg. Cash Volume:	24,015	Dressed Formula Vol: 5,357
Live Steer Avg:	\$174.72	Steer/Heifer Avg: \$278.46
Live Heifer Avg:	\$174.53	Dressed Neg. Grid Vol: 1,295
Dressed Steer Avg:	\$278.35	Steer/Heifer Avg: \$271.45
Dressed Heifer Avg:	\$277.54	TOTAL VOLUME: 30,667

LM CT106	TOTAL WK TO DATE VOLUME:	42,831
Committed:	36,813	Delivered: 16,218

LM CT134	COLORADO	LM CT109
Neg. Cash Volume:	0	Dressed Formula Vol: 1,205
Live Steer Avg:	N/A	Steer/Heifer Avg: \$267.25
Live Heifer Avg:	N/A	Dressed Neg. Grid Vol: 0
Dressed Steer Avg:	N/A	Steer/Heifer Avg: N/A
Dressed Heifer Avg:	N/A	TOTAL VOLUME: 1,205

LM CT106	TOTAL WK TO DATE VOLUME:	13,377
Committed:	12,788	Delivered: 6,859

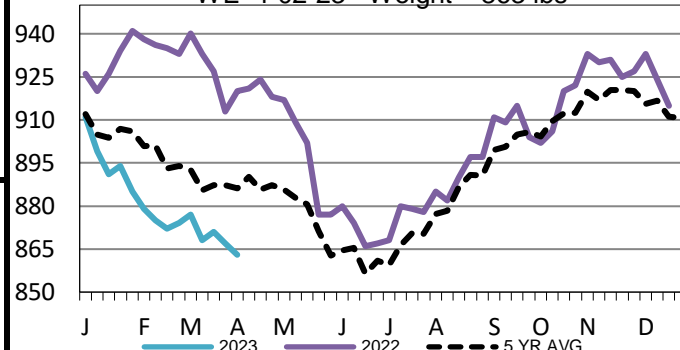
LM CT137	IA-MN	LM CT109
Neg. Cash Volume:	15,855	Dressed Formula Vol: 2,008
Live Steer Avg:	\$174.64	Steer/Heifer Avg: \$277.68
Live Heifer Avg:	\$175.50	Dressed Neg. Grid Vol: 947
Dressed Steer Avg:	\$278.10	Steer/Heifer Avg: \$272.58
Dressed Heifer Avg:	\$275.00	TOTAL VOLUME: 18,810

LM CT106	TOTAL WK TO DATE VOLUME:	26,453
Committed:	14,618	Delivered: 10,735

On Wednesday negotiated cash trading was active with very good demand in all regions. In the Texas Panhandle, compared to last week, live purchases traded 3.00-5.00 higher at 170.00. In Kansas, compared to last week, live purchases traded 3.00 higher at 170.00, with a few up to 176.00. In Nebraska, compared to the prior week, live purchases traded 4.00-5.00 higher from 172.00-177.00 and dressed purchases traded 5.00-8.00 higher from 275.00-280.00. In the Western Cornbelt, compared to the previous week, live purchases traded 2.00-7.00 higher from 172.00-177.00 and dressed purchases, on a light test, traded 5.00-8.00 higher from 275.00-280.00.

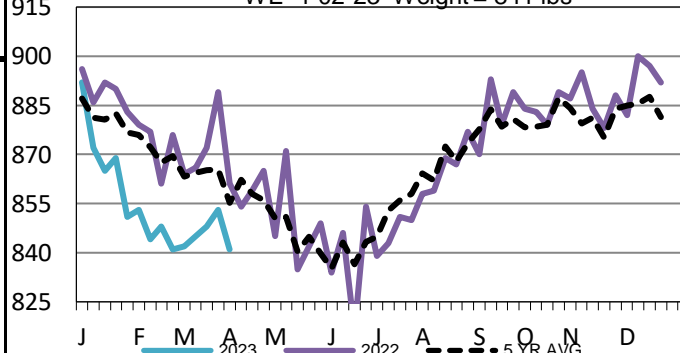
Nebraska Formula Carcass Weights

WE 4-02-23 Weight = 863 lbs



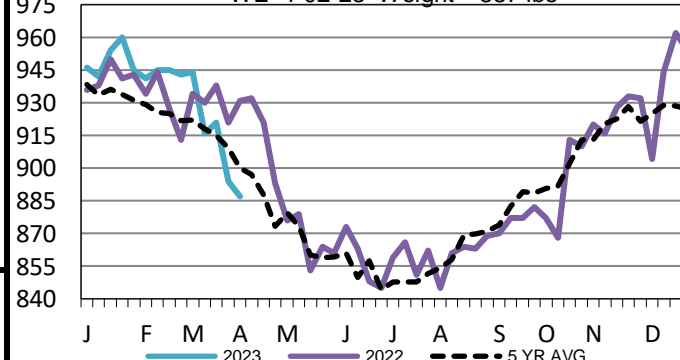
Colorado Formula Carcass Weights

WE 4-02-23 Weight = 841 lbs



Iowa-Minnesota Formula Carcass Weights

WE 4-02-23 Weight = 887 lbs



USDA Livestock, Poultry and Grain Market News

Kansas City, MO

Phone: 816-676-7000

stjoe.lpgmn@ams.usda.gov