

Daily Direct Steer and Heifer Slaughter Cattle Summary

For Trade on:

Tuesday, April 04, 2023

LM CT100	5-AREA	LM CT109
Neg. Cash Volume: 70		Dressed Formula Vol: 39,853
Live Steer Avg: N/A		Steer/Heifer Avg: \$266.59
Live Heifer Avg: \$170.00		Dressed Neg. Grid Vol: 4,707
Dressed Steer Avg: N/A		Steer/Heifer Avg: \$269.68
Dressed Heifer Avg: N/A		TOTAL VOLUME: 44,630
LM CT106	TOTAL WK TO DATE VOLUME: 97,332	
Committed: 56,989	Delivered: 72,018	

LM CT118	TX-OK-NM	LM CT109
Neg. Cash Volume: 0		Dressed Formula Vol: 14,948
Live Steer Avg: N/A		Steer/Heifer Avg: \$261.01
Live Heifer Avg: N/A		Dressed Neg. Grid Vol: 0
Dressed Steer Avg: N/A		Steer/Heifer Avg: N/A
Dressed Heifer Avg: N/A		TOTAL VOLUME: 14,948
LM CT106	TOTAL WK TO DATE VOLUME: 35,228	
Committed: 8,834	Delivered: 18,082	

LM CT121	KANSAS	LM CT109
Neg. Cash Volume: 0		Dressed Formula Vol: 10,346
Live Steer Avg: N/A		Steer/Heifer Avg: \$261.86
Live Heifer Avg: N/A		Dressed Neg. Grid Vol: 753
Dressed Steer Avg: N/A		Steer/Heifer Avg: \$263.68
Dressed Heifer Avg: N/A		TOTAL VOLUME: 11,099
LM CT106	TOTAL WK TO DATE VOLUME: 27,164	
Committed: 22,020	Delivered: 20,067	

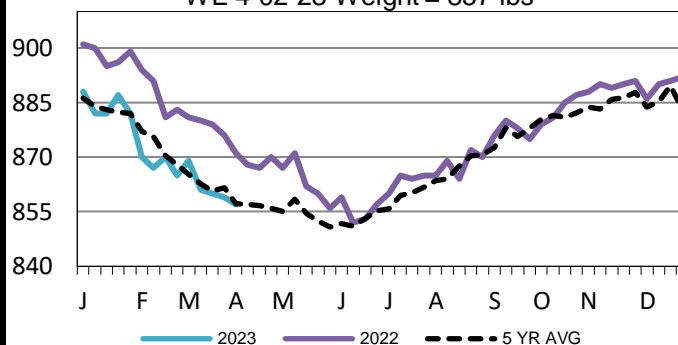
LM CT124	NEBRASKA	LM CT109
Neg. Cash Volume: 0		Dressed Formula Vol: 4,909
Live Steer Avg: N/A		Steer/Heifer Avg: \$276.57
Live Heifer Avg: N/A		Dressed Neg. Grid Vol: 2,160
Dressed Steer Avg: N/A		Steer/Heifer Avg: \$270.16
Dressed Heifer Avg: N/A		TOTAL VOLUME: 7,069
LM CT106	TOTAL WK TO DATE VOLUME: 16,164	
Committed: 14,719	Delivered: 14,988	

LM CT134	COLORADO	LM CT109
Neg. Cash Volume: 0		Dressed Formula Vol: 8,476
Live Steer Avg: N/A		Steer/Heifer Avg: \$275.68
Live Heifer Avg: N/A		Dressed Neg. Grid Vol: 82
Dressed Steer Avg: N/A		Steer/Heifer Avg: \$270.46
Dressed Heifer Avg: N/A		TOTAL VOLUME: 8,558
LM CT106	TOTAL WK TO DATE VOLUME: 12,172	
Committed: 6,843	Delivered: 8,062	

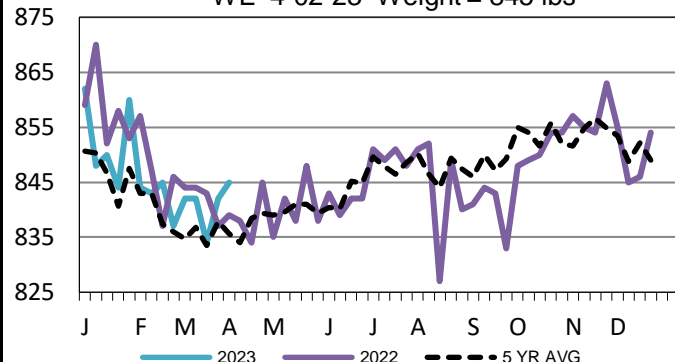
LM CT137	IA-MN	LM CT109
Neg. Cash Volume: 70		Dressed Formula Vol: 1,720
Live Steer Avg: N/A		Steer/Heifer Avg: \$274.95
Live Heifer Avg: \$170.00		Dressed Neg. Grid Vol: 1,962
Dressed Steer Avg: N/A		Steer/Heifer Avg: \$271.76
Dressed Heifer Avg: N/A		TOTAL VOLUME: 3,752
LM CT106	TOTAL WK TO DATE VOLUME: 7,643	
Committed: 4,573	Delivered: 10,819	

On Tuesday in the Southern Plains and Nebraska negotiated cash trade was at a standstill. In the Western Cornbelt negotiated cash trade was mostly inactive with very light demand. Not enough purchases for a market trend. The latest established market was last week in all regions. In the Texas Panhandle live purchases traded from 165.00-167.00. In Kansas live purchases traded at 167.00. In Nebraska live and dressed purchases traded from 168.00-172.00 and from 270.00- 272.00, respectively. In the Western Cornbelt live and dressed purchases traded at 170.00 and from 270.00- 272.00, respectively.

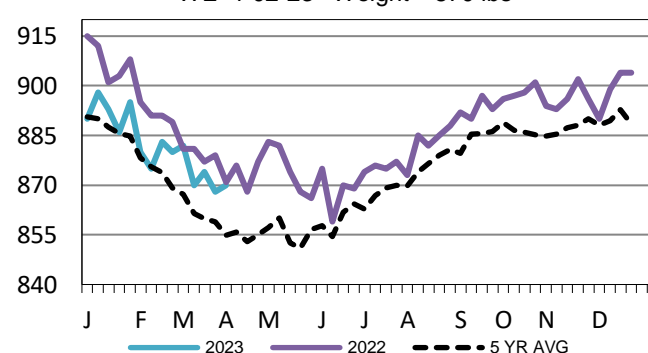
5-Area Formula Carcass Weight
WE 4-02-23 Weight = 857 lbs



TX-OK-NM Formula Carcass Weights
WE 4-02-23 Weight = 845 lbs



Kansas Formula Carcass Weights
WE 4-02-23 Weight = 870 lbs



USDA Livestock, Poultry and Grain Market News

Kansas City, MO

Phone: 816-676-7000

stjoe.lpgmn@ams.usda.gov