

## Daily Direct Steer and Heifer Slaughter Cattle Summary

For Trade on:

Monday, April 03, 2023

<a href="#">LM CT100</a>	<b>5-AREA</b>	<a href="#">LM CT109</a>
<b>Neg. Cash Volume:</b>	256	<b>Dressed Formula Vol:</b> 49,626
Live Steer Avg:	N/A	Steer/Heifer Avg: \$262.28
Live Heifer Avg:	N/A	<b>Dressed Neg. Grid Vol:</b> 2,820
Dressed Steer Avg:	\$275.00	Steer/Heifer Avg: \$267.62
Dressed Heifer Avg:	N/A	<b>TOTAL VOLUME:</b> 52,702
<a href="#">LM CT106</a>	<b>TOTAL WK TO DATE VOLUME:</b>	52,702
<b>Committed:</b>	56,057	<b>Delivered:</b> 71,419

<a href="#">LM CT118</a>	<b>TX-OK-NM</b>	<a href="#">LM CT109</a>
<b>Neg. Cash Volume:</b>	0	<b>Dressed Formula Vol:</b> 20,280
Live Steer Avg:	N/A	Steer/Heifer Avg: \$259.40
Live Heifer Avg:	N/A	<b>Dressed Neg. Grid Vol:</b> 0
Dressed Steer Avg:	N/A	Steer/Heifer Avg: N/A
Dressed Heifer Avg:	N/A	<b>TOTAL VOLUME:</b> 20,280
<a href="#">LM CT106</a>	<b>TOTAL WK TO DATE VOLUME:</b>	20,280
<b>Committed:</b>	12,061	<b>Delivered:</b> 17,886

<a href="#">LM CT121</a>	<b>KANSAS</b>	<a href="#">LM CT109</a>
<b>Neg. Cash Volume:</b>	0	<b>Dressed Formula Vol:</b> 15,538
Live Steer Avg:	N/A	Steer/Heifer Avg: \$260.87
Live Heifer Avg:	N/A	<b>Dressed Neg. Grid Vol:</b> 527
Dressed Steer Avg:	N/A	Steer/Heifer Avg: \$262.14
Dressed Heifer Avg:	N/A	<b>TOTAL VOLUME:</b> 16,065
<a href="#">LM CT106</a>	<b>TOTAL WK TO DATE VOLUME:</b>	16,065
<b>Committed:</b>	13,190	<b>Delivered:</b> 20,031

<a href="#">LM CT124</a>	<b>NEBRASKA</b>	<a href="#">LM CT109</a>
<b>Neg. Cash Volume:</b>	172	<b>Dressed Formula Vol:</b> 7,396
Live Steer Avg:	N/A	Steer/Heifer Avg: \$269.00
Live Heifer Avg:	N/A	<b>Dressed Neg. Grid Vol:</b> 1,527
Dressed Steer Avg:	\$275.00	Steer/Heifer Avg: \$267.81
Dressed Heifer Avg:	N/A	<b>TOTAL VOLUME:</b> 9,095
<a href="#">LM CT106</a>	<b>TOTAL WK TO DATE VOLUME:</b>	9,095
<b>Committed:</b>	14,389	<b>Delivered:</b> 14,357

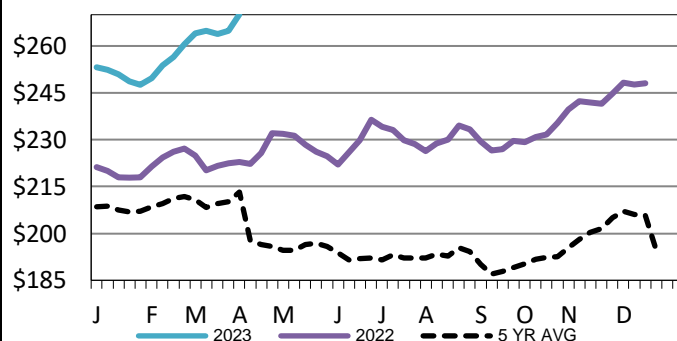
<a href="#">LM CT134</a>	<b>COLORADO</b>	<a href="#">LM CT109</a>
<b>Neg. Cash Volume:</b>	0	<b>Dressed Formula Vol:</b> 3,614
Live Steer Avg:	N/A	Steer/Heifer Avg: \$265.53
Live Heifer Avg:	N/A	<b>Dressed Neg. Grid Vol:</b> 0
Dressed Steer Avg:	N/A	Steer/Heifer Avg: N/A
Dressed Heifer Avg:	N/A	<b>TOTAL VOLUME:</b> 3,614
<a href="#">LM CT106</a>	<b>TOTAL WK TO DATE VOLUME:</b>	3,614
<b>Committed:</b>	1,259	<b>Delivered:</b> 9,251

<a href="#">LM CT137</a>	<b>IA-MN</b>	<a href="#">LM CT109</a>
<b>Neg. Cash Volume:</b>	84	<b>Dressed Formula Vol:</b> 3,003
Live Steer Avg:	N/A	Steer/Heifer Avg: \$269.14
Live Heifer Avg:	N/A	<b>Dressed Neg. Grid Vol:</b> 804
Dressed Steer Avg:	N/A	Steer/Heifer Avg: \$270.98
Dressed Heifer Avg:	N/A	<b>TOTAL VOLUME:</b> 3,891
<a href="#">LM CT106</a>	<b>TOTAL WK TO DATE VOLUME:</b>	3,891
<b>Committed:</b>	15,158	<b>Delivered:</b> 9,894

On Monday negotiated cash trading was at standstill in the Southern Plains. In Nebraska and Western Cornbelt negotiated cash trading was mostly inactive with very light demand. Not enough purchases for a market trend. The latest established market was last week in all regions. In the Texas Panhandle live purchases traded from 165.00-167.00. In Kansas live purchases traded at 167.00. In Nebraska live and dressed purchases traded from 168.00-172.00 and from 270.00-272.00, respectively. In the Western Cornbelt live and dressed purchases traded at 170.00 and from 270.00-272.00, respectively.

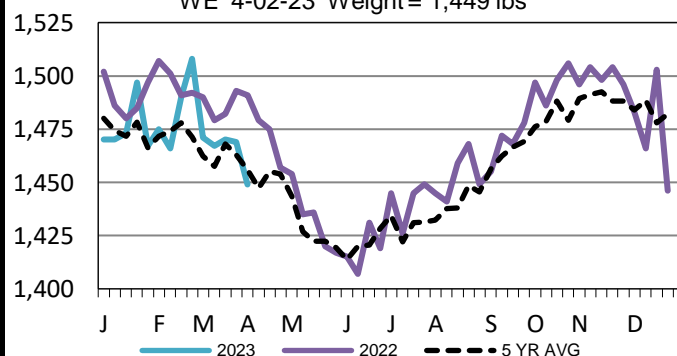
## Iowa-Minnesota Wkly Dress Steer Wtd Avg

WE 4-02-23 Price = \$270.06



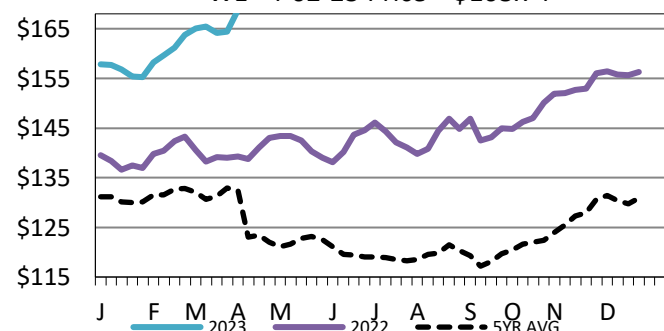
## 5-Area Negotiated Cash Live Steer Weights

WE 4-02-23 Weight = 1,449 lbs



## 5-Area Live Steer Weighted Average

WE 4-02-23 Price = \$168.74



## USDA Livestock, Poultry and Grain Market News

Kansas City, MO

Phone: 816-676-7000

[stjoe.lpgmn@ams.usda.gov](mailto:stjoe.lpgmn@ams.usda.gov)