

Daily Direct Steer and Heifer Slaughter Cattle Summary

For Trade on:

Friday, March 31, 2023

LM CT100	5-AREA	LM CT109
Neg. Cash Volume:	3,812	Dressed Formula Vol: 46,264
Live Steer Avg:	\$170.38	Steer/Heifer Avg: \$264.59
Live Heifer Avg:	\$171.47	Dressed Neg. Grid Vol: 2,852
Dressed Steer Avg:	\$270.33	Steer/Heifer Avg: \$267.31
Dressed Heifer Avg:	\$271.07	TOTAL VOLUME: 52,928
LM CT106	TOTAL WK TO DATE VOLUME:	252,910
Committed:	87,805	Delivered: 89,806

LM CT118	TX-OK-NM	LM CT109
Neg. Cash Volume:	429	Dressed Formula Vol: 14,145
Live Steer Avg:	\$168.00	Steer/Heifer Avg: \$258.31
Live Heifer Avg:	\$168.00	Dressed Neg. Grid Vol: 0
Dressed Steer Avg:	N/A	Steer/Heifer Avg: N/A
Dressed Heifer Avg:	N/A	TOTAL VOLUME: 14,574
LM CT106	TOTAL WK TO DATE VOLUME:	82,368
Committed:	29,326	Delivered: 22,639

LM CT121	KANSAS	LM CT109
Neg. Cash Volume:	0	Dressed Formula Vol: 18,012
Live Steer Avg:	N/A	Steer/Heifer Avg: \$261.26
Live Heifer Avg:	N/A	Dressed Neg. Grid Vol: 820
Dressed Steer Avg:	N/A	Steer/Heifer Avg: \$263.20
Dressed Heifer Avg:	N/A	TOTAL VOLUME: 18,832
LM CT106	TOTAL WK TO DATE VOLUME:	80,242
Committed:	24,227	Delivered: 24,090

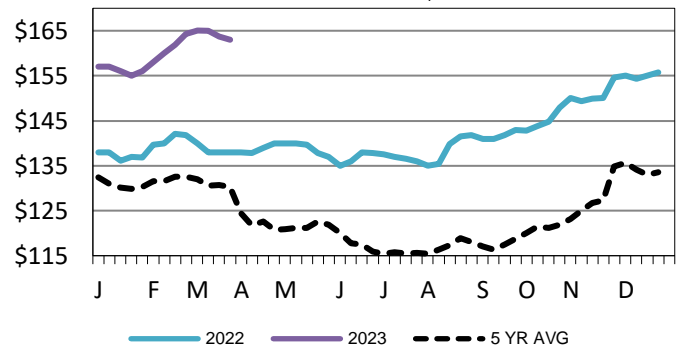
LM CT124	NEBRASKA	LM CT109
Neg. Cash Volume:	615	Dressed Formula Vol: 6,531
Live Steer Avg:	\$169.54	Steer/Heifer Avg: \$279.74
Live Heifer Avg:	N/A	Dressed Neg. Grid Vol: 1,324
Dressed Steer Avg:	\$275.00	Steer/Heifer Avg: \$269.61
Dressed Heifer Avg:	\$272.00	TOTAL VOLUME: 8,470
LM CT106	TOTAL WK TO DATE VOLUME:	63,407
Committed:	9,147	Delivered: 19,832

LM CT134	COLORADO	LM CT109
Neg. Cash Volume:	0	Dressed Formula Vol: 4,927
Live Steer Avg:	N/A	Steer/Heifer Avg: \$269.22
Live Heifer Avg:	N/A	Dressed Neg. Grid Vol: 41
Dressed Steer Avg:	N/A	Steer/Heifer Avg: \$263.90
Dressed Heifer Avg:	N/A	TOTAL VOLUME: 4,968
LM CT106	TOTAL WK TO DATE VOLUME:	26,057
Committed:	14,190	Delivered: 7,934

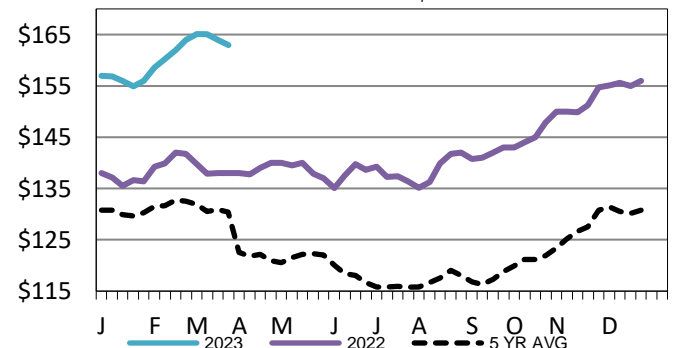
LM CT137	IA-MN	LM CT109
Neg. Cash Volume:	2,768	Dressed Formula Vol: 2,884
Live Steer Avg:	\$171.51	Steer/Heifer Avg: \$274.45
Live Heifer Avg:	\$172.36	Dressed Neg. Grid Vol: 667
Dressed Steer Avg:	\$269.80	Steer/Heifer Avg: \$268.00
Dressed Heifer Avg:	\$271.00	TOTAL VOLUME: 6,319
LM CT106	TOTAL WK TO DATE VOLUME:	43,508
Committed:	10,915	Delivered: 15,311

On Friday negotiated cash trading in Kansas was at a standstill. In the Texas Panhandle and Nebraska negotiated cash trading was mostly inactive on light demand. In the Western Cornbelt negotiated cash trading was slow with light demand. Not enough purchases in any region for full market trend. Thursday was the last reported market in all regions. In the Texas Panhandle live purchases traded from 165.00-167.00. In Kansas live purchases traded at 167.00. In Nebraska live and dressed purchases traded from 168.00-172.00 and from 270.00-272.00, respectively. In the Western Cornbelt live and dressed purchases traded at 170.00 and from 270.00-272.00, respectively.

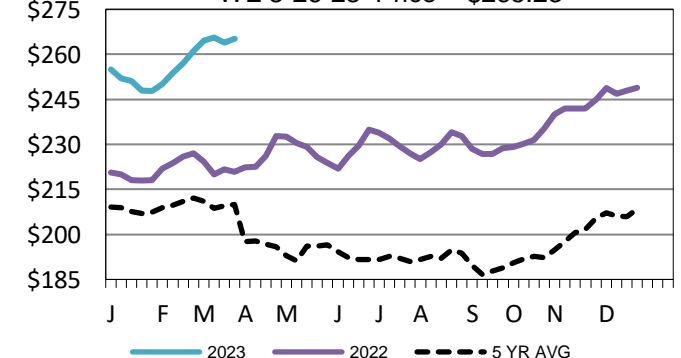
TX-OK-NM Wkly Live Steer Wtd Avg
WE 3-26-23 Price = \$ 162.95



Kansas Weekly Live Steer Weighted Average
WE 3-19-26 Price = \$162.99



Nebraska Weekly Dressed Steer Weighted Avg
WE 3-26-23 Price = \$265.23



USDA Livestock, Poultry and Grain Market News

Kansas City, MO

Phone: 816-676-7000

stjoe.lpgmn@ams.usda.gov