

Daily Direct Steer and Heifer Slaughter Cattle Summary

For Trade on:

Thursday, March 30, 2023

[LM CT100](#) **5-AREA** [LM CT109](#)
Neg. Cash Volume: 70,377 **Dressed Formula Vol:** 41,753
Live Steer Avg: \$168.64 **Steer/Heifer Avg:** \$264.93
Live Heifer Avg: \$168.97 **Dressed Neg. Grid Vol:** 4,673
Dressed Steer Avg: \$270.60 **Steer/Heifer Avg:** \$267.22
Dressed Heifer Avg: \$271.05 **TOTAL VOLUME:** 116,803

[LM CT106](#) **TOTAL WK TO DATE VOLUME:** 241,620
Committed: 116,531 **Delivered:** 68,775

[LM CT118](#) **TX-OK-NM** [LM CT109](#)
Neg. Cash Volume: 7,286 **Dressed Formula Vol:** 15,427
Live Steer Avg: \$166.01 **Steer/Heifer Avg:** \$258.71
Live Heifer Avg: \$165.42 **Dressed Neg. Grid Vol:** 0
Dressed Steer Avg: N/A **Steer/Heifer Avg:** N/A
Dressed Heifer Avg: N/A **TOTAL VOLUME:** 22,713

[LM CT106](#) **TOTAL WK TO DATE VOLUME:** 67,794
Committed: 19,983 **Delivered:** 22,121

[LM CT121](#) **KANSAS** [LM CT109](#)
Neg. Cash Volume: 13,991 **Dressed Formula Vol:** 10,612
Live Steer Avg: \$167.05 **Steer/Heifer Avg:** \$261.88
Live Heifer Avg: \$167.31 **Dressed Neg. Grid Vol:** 1,495
Dressed Steer Avg: \$270.68 **Steer/Heifer Avg:** \$263.45
Dressed Heifer Avg: N/A **TOTAL VOLUME:** 26,098

[LM CT106](#) **TOTAL WK TO DATE VOLUME:** 61,410
Committed: 31,281 **Delivered:** 17,603

[LM CT124](#) **NEBRASKA** [LM CT109](#)
Neg. Cash Volume: 24,986 **Dressed Formula Vol:** 8,963
Live Steer Avg: \$170.01 **Steer/Heifer Avg:** \$272.86
Live Heifer Avg: \$170.23 **Dressed Neg. Grid Vol:** 2,291
Dressed Steer Avg: \$270.49 **Steer/Heifer Avg:** \$268.62
Dressed Heifer Avg: \$271.00 **TOTAL VOLUME:** 36,240

[LM CT106](#) **TOTAL WK TO DATE VOLUME:** 54,937
Committed: 31,924 **Delivered:** 14,874

[LM CT134](#) **COLORADO** [LM CT109](#)
Neg. Cash Volume: 0 **Dressed Formula Vol:** 4,597
Live Steer Avg: N/A **Steer/Heifer Avg:** \$275.84
Live Heifer Avg: N/A **Dressed Neg. Grid Vol:** 370
Dressed Steer Avg: N/A **Steer/Heifer Avg:** \$271.39
Dressed Heifer Avg: N/A **TOTAL VOLUME:** 4,967

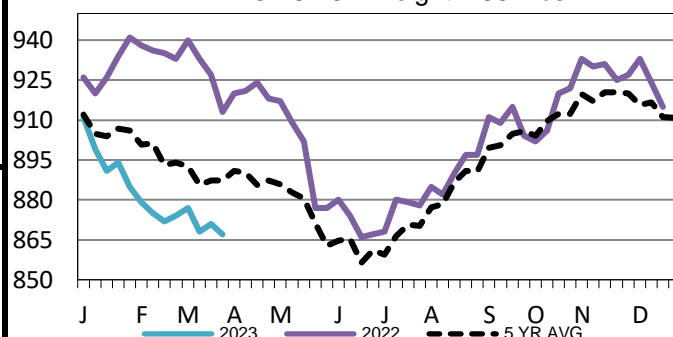
[LM CT106](#) **TOTAL WK TO DATE VOLUME:** 21,089
Committed: 8,399 **Delivered:** 5,086

[LM CT137](#) **IA-MN** [LM CT109](#)
Neg. Cash Volume: 24,114 **Dressed Formula Vol:** 2,579
Live Steer Avg: \$170.29 **Steer/Heifer Avg:** \$268.40
Live Heifer Avg: \$170.14 **Dressed Neg. Grid Vol:** 517
Dressed Steer Avg: \$270.80 **Steer/Heifer Avg:** \$268.99
Dressed Heifer Avg: \$271.19 **TOTAL VOLUME:** 27,210

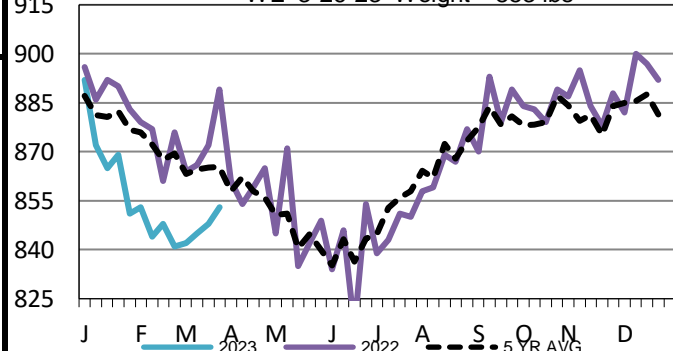
[LM CT106](#) **TOTAL WK TO DATE VOLUME:** 37,189
Committed: 24,944 **Delivered:** 9,091

On Thursday negotiated cash trading was active with very good demand in all regions. In the Texas Panhandle, compared to last week, live purchases traded 2.00-4.00 higher from 165.00-167.00. In Kansas, compared to last week, live purchases traded mostly 4.00 at 167.00, with a few up to 171.00. In Nebraska, compared to last week, live purchases traded 4.00-7.00 higher from 168-172.00 and dressed purchase traded 5.00-7.00 higher from 270.00-272.00, with a few up to 275.00. In the Western Cornbelt, compared to last week, live purchases traded mostly 4.00-5.00 higher at 170.00, with a few up to 172.00. Dressed purchases, compared to last week, traded mostly 5.00 -7.00 higher from 270.00-272.00, with a few up to 277.50.

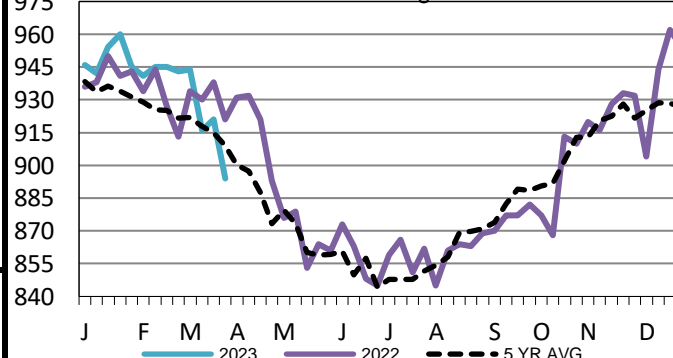
Nebraska Formula Carcass Weights
 WE 3-26-23 Weight = 867 lbs



Colorado Formula Carcass Weights
 WE 3-26-23 Weight = 853 lbs



Iowa-Minnesota Formula Carcass Weights
 WE 3-26-23 Weight = 894 lbs



USDA Livestock, Poultry and Grain Market News

Kansas City, MO

Phone: 816-676-7000

stjoe.lpgmn@ams.usda.gov