

## Daily Direct Steer and Heifer Slaughter Cattle Summary

For Trade on:

Tuesday, March 28, 2023

|                          |                                 |                                     |
|--------------------------|---------------------------------|-------------------------------------|
| <a href="#">LM CT100</a> | <b>5-AREA</b>                   | <a href="#">LM CT109</a>            |
| <b>Neg. Cash Volume:</b> | 307                             | <b>Dressed Formula Vol:</b> 34,457  |
| Live Steer Avg:          | N/A                             | Steer/Heifer Avg: \$267.02          |
| Live Heifer Avg:         | N/A                             | <b>Dressed Neg. Grid Vol:</b> 4,170 |
| Dressed Steer Avg:       | \$271.00                        | Steer/Heifer Avg: \$268.77          |
| Dressed Heifer Avg:      | N/A                             | <b>TOTAL VOLUME:</b> 38,934         |
| <a href="#">LM CT106</a> | <b>TOTAL WK TO DATE VOLUME:</b> | <b>89,783</b>                       |
| <b>Committed:</b>        | <b>75,048</b>                   | <b>Delivered:</b> 75,812            |

|                          |                                 |                                    |
|--------------------------|---------------------------------|------------------------------------|
| <a href="#">LM CT118</a> | <b>TX-OK-NM</b>                 | <a href="#">LM CT109</a>           |
| <b>Neg. Cash Volume:</b> | 0                               | <b>Dressed Formula Vol:</b> 15,223 |
| Live Steer Avg:          | N/A                             | Steer/Heifer Avg: \$263.04         |
| Live Heifer Avg:         | N/A                             | <b>Dressed Neg. Grid Vol:</b> 0    |
| Dressed Steer Avg:       | N/A                             | Steer/Heifer Avg: N/A              |
| Dressed Heifer Avg:      | N/A                             | <b>TOTAL VOLUME:</b> 15,223        |
| <a href="#">LM CT106</a> | <b>TOTAL WK TO DATE VOLUME:</b> | <b>35,385</b>                      |
| <b>Committed:</b>        | <b>31,439</b>                   | <b>Delivered:</b> 19,427           |

|                          |                                 |                                     |
|--------------------------|---------------------------------|-------------------------------------|
| <a href="#">LM CT121</a> | <b>KANSAS</b>                   | <a href="#">LM CT109</a>            |
| <b>Neg. Cash Volume:</b> | 0                               | <b>Dressed Formula Vol:</b> 9,298   |
| Live Steer Avg:          | N/A                             | Steer/Heifer Avg: \$263.91          |
| Live Heifer Avg:         | N/A                             | <b>Dressed Neg. Grid Vol:</b> 1,418 |
| Dressed Steer Avg:       | N/A                             | Steer/Heifer Avg: \$266.54          |
| Dressed Heifer Avg:      | N/A                             | <b>TOTAL VOLUME:</b> 10,716         |
| <a href="#">LM CT106</a> | <b>TOTAL WK TO DATE VOLUME:</b> | <b>25,547</b>                       |
| <b>Committed:</b>        | <b>20,917</b>                   | <b>Delivered:</b> 20,145            |

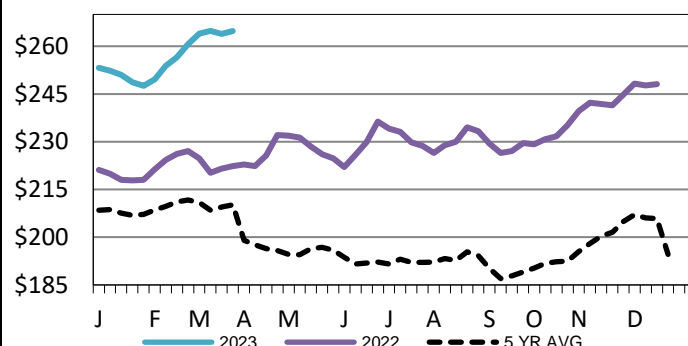
|                          |                                 |                                     |
|--------------------------|---------------------------------|-------------------------------------|
| <a href="#">LM CT124</a> | <b>NEBRASKA</b>                 | <a href="#">LM CT109</a>            |
| <b>Neg. Cash Volume:</b> | 37                              | <b>Dressed Formula Vol:</b> 4,551   |
| Live Steer Avg:          | N/A                             | Steer/Heifer Avg: \$274.78          |
| Live Heifer Avg:         | N/A                             | <b>Dressed Neg. Grid Vol:</b> 1,456 |
| Dressed Steer Avg:       | \$271.00                        | Steer/Heifer Avg: \$271.42          |
| Dressed Heifer Avg:      | N/A                             | <b>TOTAL VOLUME:</b> 6,044          |
| <a href="#">LM CT106</a> | <b>TOTAL WK TO DATE VOLUME:</b> | <b>12,589</b>                       |
| <b>Committed:</b>        | <b>9,905</b>                    | <b>Delivered:</b> 17,939            |

|                          |                                 |                                   |
|--------------------------|---------------------------------|-----------------------------------|
| <a href="#">LM CT134</a> | <b>COLORADO</b>                 | <a href="#">LM CT109</a>          |
| <b>Neg. Cash Volume:</b> | 0                               | <b>Dressed Formula Vol:</b> 4,377 |
| Live Steer Avg:          | N/A                             | Steer/Heifer Avg: \$279.33        |
| Live Heifer Avg:         | N/A                             | <b>Dressed Neg. Grid Vol:</b> 619 |
| Dressed Steer Avg:       | N/A                             | Steer/Heifer Avg: \$269.55        |
| Dressed Heifer Avg:      | N/A                             | <b>TOTAL VOLUME:</b> 4,996        |
| <a href="#">LM CT106</a> | <b>TOTAL WK TO DATE VOLUME:</b> | <b>11,295</b>                     |
| <b>Committed:</b>        | <b>7,875</b>                    | <b>Delivered:</b> 7,932           |

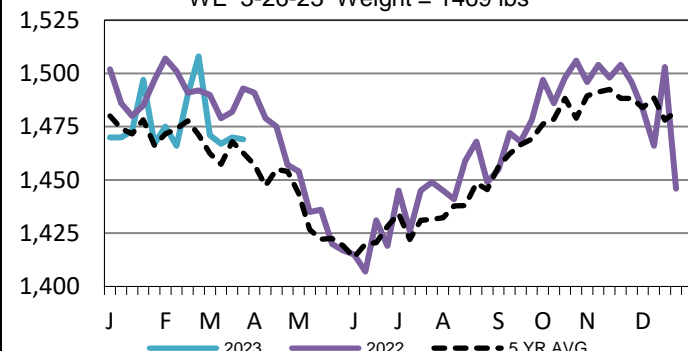
|                          |                                 |                                   |
|--------------------------|---------------------------------|-----------------------------------|
| <a href="#">LM CT137</a> | <b>IA-MN</b>                    | <a href="#">LM CT109</a>          |
| <b>Neg. Cash Volume:</b> | 270                             | <b>Dressed Formula Vol:</b> 1,026 |
| Live Steer Avg:          | N/A                             | Steer/Heifer Avg: \$267.31        |
| Live Heifer Avg:         | N/A                             | <b>Dressed Neg. Grid Vol:</b> 677 |
| Dressed Steer Avg:       | N/A                             | Steer/Heifer Avg: \$267.03        |
| Dressed Heifer Avg:      | N/A                             | <b>TOTAL VOLUME:</b> 1,973        |
| <a href="#">LM CT106</a> | <b>TOTAL WK TO DATE VOLUME:</b> | <b>5,254</b>                      |
| <b>Committed:</b>        | <b>4,912</b>                    | <b>Delivered:</b> 10,369          |

On Tuesday negotiated cash trading was at a standstill in the Southern Plains and Nebraska. In the Western Cornbelt negotiated cash trading was mostly inactive with very light demand. Not enough purchases for a market trend. In all regions the latest established market was last week. In the Southern Plains live purchases traded at 163.00. In Nebraska live and dressed purchases traded from 164.00-165.00 and dressed at 265.00, respectively. In the Western Cornbelt live and dressed purchases traded from 165.00-166.00 and at 265.00, respectively.

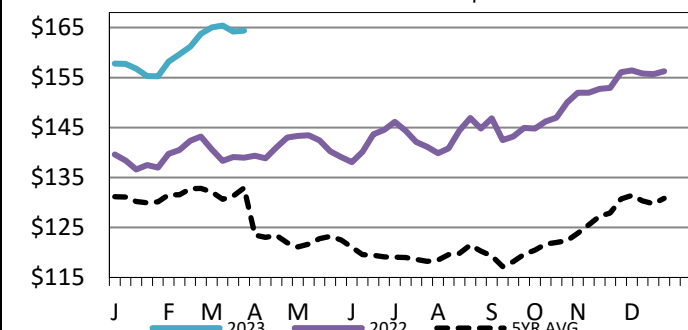
**Iowa-Minnesota Wkly Dress Steer Wtd Avg**  
WE 3-26-23 Price = \$264.79



**5-Area Negotiated Cash Live Steer Weights**  
WE 3-26-23 Weight = 1469 lbs



**5-Area Live Steer Weighted Average**  
WE 3-26-23 Price = \$164.41



## USDA Livestock, Poultry and Grain Market News

Kansas City, MO

Phone: 816-676-7000

[stjoe.lpgmn@ams.usda.gov](mailto:stjoe.lpgmn@ams.usda.gov)