

Daily Direct Steer and Heifer Slaughter Cattle Summary

For Trade on:

Monday, March 27, 2023

LM CT100	5-AREA	LM CT109
Neg. Cash Volume:	140	Dressed Formula Vol: 47,240
Live Steer Avg:	N/A	Steer/Heifer Avg: \$263.53
Live Heifer Avg:	N/A	Dressed Neg. Grid Vol: 3,469
Dressed Steer Avg:	N/A	Steer/Heifer Avg: \$266.88
Dressed Heifer Avg:	N/A	TOTAL VOLUME: 50,849
LM CT106	TOTAL WK TO DATE VOLUME:	50,849
Committed:	38,998	Delivered: 70,272

LM CT118	TX-OK-NM	LM CT109
Neg. Cash Volume:	0	Dressed Formula Vol: 20,019
Live Steer Avg:	N/A	Steer/Heifer Avg: \$260.37
Live Heifer Avg:	N/A	Dressed Neg. Grid Vol: 143
Dressed Steer Avg:	N/A	Steer/Heifer Avg: \$263.04
Dressed Heifer Avg:	N/A	TOTAL VOLUME: 20,162
LM CT106	TOTAL WK TO DATE VOLUME:	20,162
Committed:	5,424	Delivered: 17,868

LM CT121	KANSAS	LM CT109
Neg. Cash Volume:	0	Dressed Formula Vol: 13,859
Live Steer Avg:	N/A	Steer/Heifer Avg: \$262.80
Live Heifer Avg:	N/A	Dressed Neg. Grid Vol: 972
Dressed Steer Avg:	N/A	Steer/Heifer Avg: \$262.63
Dressed Heifer Avg:	N/A	TOTAL VOLUME: 14,831
LM CT106	TOTAL WK TO DATE VOLUME:	14,831
Committed:	9,664	Delivered: 19,220

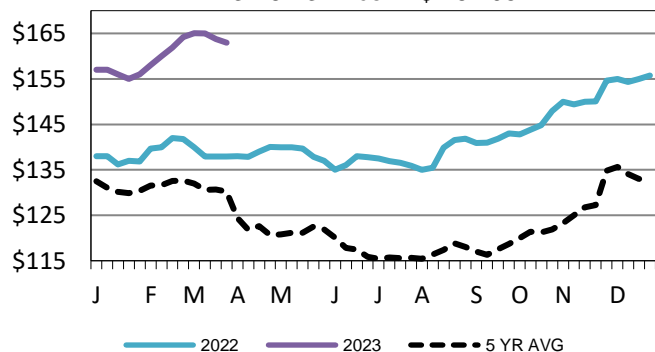
LM CT124	NEBRASKA	LM CT109
Neg. Cash Volume:	0	Dressed Formula Vol: 5,087
Live Steer Avg:	N/A	Steer/Heifer Avg: \$271.60
Live Heifer Avg:	N/A	Dressed Neg. Grid Vol: 1,458
Dressed Steer Avg:	N/A	Steer/Heifer Avg: \$267.78
Dressed Heifer Avg:	N/A	TOTAL VOLUME: 6,545
LM CT106	TOTAL WK TO DATE VOLUME:	6,545
Committed:	7,713	Delivered: 15,568

LM CT134	COLORADO	LM CT109
Neg. Cash Volume:	0	Dressed Formula Vol: 6,259
Live Steer Avg:	N/A	Steer/Heifer Avg: \$266.62
Live Heifer Avg:	N/A	Dressed Neg. Grid Vol: 40
Dressed Steer Avg:	N/A	Steer/Heifer Avg: \$273.30
Dressed Heifer Avg:	N/A	TOTAL VOLUME: 6,299
LM CT106	TOTAL WK TO DATE VOLUME:	6,299
Committed:	7,466	Delivered: 5,722

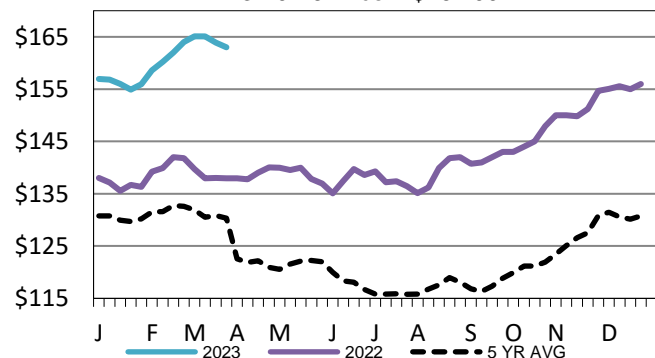
LM CT137	IA-MN	LM CT109
Neg. Cash Volume:	140	Dressed Formula Vol: 2,170
Live Steer Avg:	N/A	Steer/Heifer Avg: \$269.73
Live Heifer Avg:	N/A	Dressed Neg. Grid Vol: 971
Dressed Steer Avg:	N/A	Steer/Heifer Avg: \$270.93
Dressed Heifer Avg:	N/A	TOTAL VOLUME: 3,281
LM CT106	TOTAL WK TO DATE VOLUME:	3,281
Committed:	8,731	Delivered: 11,894

On Monday negotiated cash trading was at a standstill in the Southern Plains and Nebraska. In the Western Cornbelt negotiated cash trade was mostly inactive on very light demand. Not enough purchases for a market trend. In all regions the latest established market was last week. In the Southern Plains live purchases traded at 163.00. In Nebraska live and dressed purchases traded from 164.00-165.00 and dressed at 265.00, respectively. In the Western Cornbelt live and dressed purchases traded from 165.00-166.00 and at 265.00, respectively.

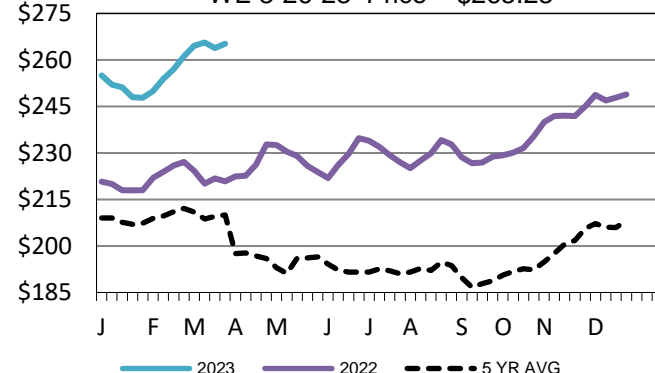
TX-OK-NM Wkly Live Steer Wtd Avg
WE 3-26-23 Price = \$ 162.95



Kansas Weekly Live Steer Weighted Average
WE 3-19-26 Price = \$162.99



Nebraska Weekly DressedSteer Weighted Avg
WE 3-26-23 Price = \$265.23



USDA Livestock, Poultry and Grain Market News

Kansas City, MO

Phone: 816-676-7000

stjoe.lpgmn@ams.usda.gov