

Daily Direct Steer and Heifer Slaughter Cattle Summary

For Trade on:

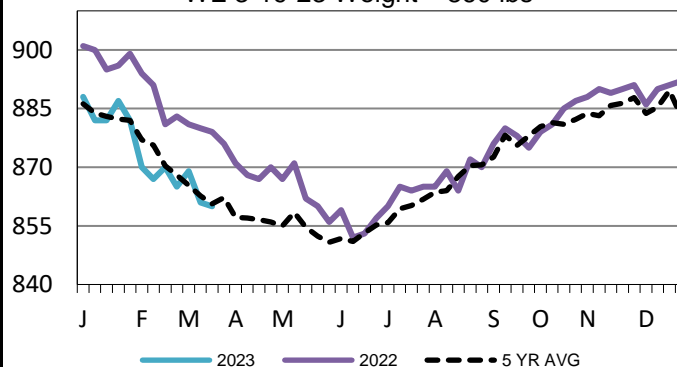
Friday, March 24, 2023

LM CT100	5-AREA	LM CT109
Neg. Cash Volume:	3,055	Dressed Formula Vol: 41,672
Live Steer Avg:	\$165.47	Steer/Heifer Avg: \$266.66
Live Heifer Avg:	\$165.72	Dressed Neg. Grid Vol: 1,775
Dressed Steer Avg:	\$265.00	Steer/Heifer Avg: \$264.79
Dressed Heifer Avg:	N/A	TOTAL VOLUME: 46,502
LM CT106	TOTAL WK TO DATE VOLUME:	296,330
Committed:	78,748	Delivered: 73,628

On Friday negotiated cash trade was at a standstill in the Southern Plains and Nebraska. In the Western Cornbelt negotiated cash trading was limited on light demand. A few dressed purchases traded at 265.00. Not enough purchase in any feeding region for an adequate market test. The latest established market in the Southern Plains was on Wednesday with live purchases at 163.00. In Nebraska on Wednesday, live purchases traded from 164.00-165.00 with dressed purchases at 265.00. The latest established market in the Western Cornbelt was on Wednesday with live purchases from 164.00-166.00, mostly at 165.00 with dressed purchases from 264.00-265.00, mostly at 265.00.

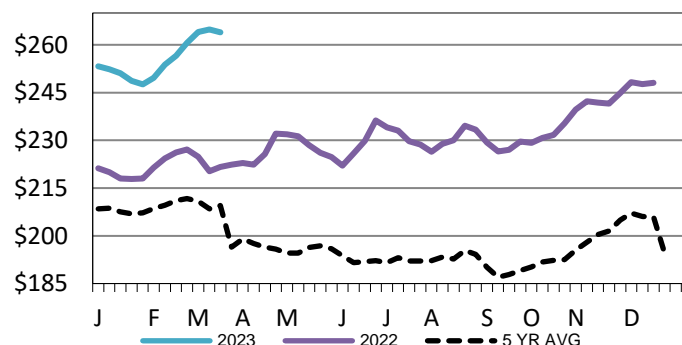
LM CT118	TX-OK-NM	LM CT109
Neg. Cash Volume:	41	Dressed Formula Vol: 10,867
Live Steer Avg:	N/A	Steer/Heifer Avg: \$261.23
Live Heifer Avg:	N/A	Dressed Neg. Grid Vol: 0
Dressed Steer Avg:	N/A	Steer/Heifer Avg: N/A
Dressed Heifer Avg:	N/A	TOTAL VOLUME: 10,908
LM CT106	TOTAL WK TO DATE VOLUME:	76,697
Committed:	34,383	Delivered: 25,741

5-Area Formula Carcass Weight
WE 3-19-23 Weight = 860 lbs



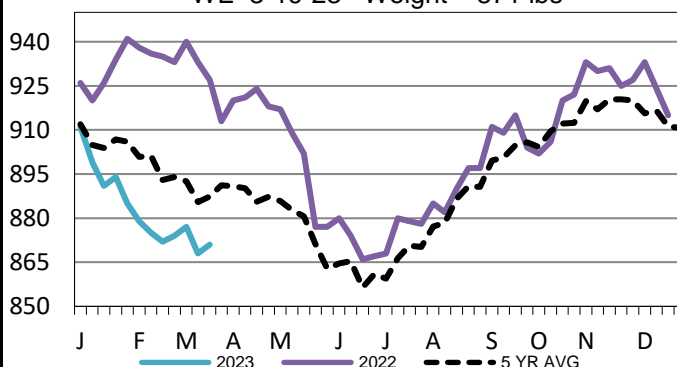
LM CT121	KANSAS	LM CT109
Neg. Cash Volume:	0	Dressed Formula Vol: 15,806
Live Steer Avg:	N/A	Steer/Heifer Avg: \$263.18
Live Heifer Avg:	N/A	Dressed Neg. Grid Vol: 659
Dressed Steer Avg:	N/A	Steer/Heifer Avg: \$258.74
Dressed Heifer Avg:	N/A	TOTAL VOLUME: 16,465
LM CT106	TOTAL WK TO DATE VOLUME:	87,996
Committed:	15,510	Delivered: 19,578

Iowa-Minnesota Wkly Dress Steer Wtd Avg
WE 3-19-23 Price = \$263.92



LM CT124	NEBRASKA	LM CT109
Neg. Cash Volume:	0	Dressed Formula Vol: 7,960
Live Steer Avg:	N/A	Steer/Heifer Avg: \$277.07
Live Heifer Avg:	N/A	Dressed Neg. Grid Vol: 64
Dressed Steer Avg:	N/A	Steer/Heifer Avg: \$268.06
Dressed Heifer Avg:	N/A	TOTAL VOLUME: 8,024
LM CT106	TOTAL WK TO DATE VOLUME:	62,326
Committed:	10,437	Delivered: 13,890

Nebraska Formula Carcass Weights
WE 3-19-23 Weight = 871 lbs



LM CT134	COLORADO	LM CT109
Neg. Cash Volume:	0	Dressed Formula Vol: 4,192
Live Steer Avg:	N/A	Steer/Heifer Avg: \$270.82
Live Heifer Avg:	N/A	Dressed Neg. Grid Vol: 393
Dressed Steer Avg:	N/A	Steer/Heifer Avg: \$271.50
Dressed Heifer Avg:	N/A	TOTAL VOLUME: 4,585
LM CT106	TOTAL WK TO DATE VOLUME:	24,496
Committed:	7,714	Delivered: 5,335

LM CT137	IA-MN	LM CT109
Neg. Cash Volume:	3,014	Dressed Formula Vol: 3,213
Live Steer Avg:	\$165.47	Steer/Heifer Avg: \$271.46
Live Heifer Avg:	\$165.72	Dressed Neg. Grid Vol: 659
Dressed Steer Avg:	\$265.00	Steer/Heifer Avg: \$266.53
Dressed Heifer Avg:	N/A	TOTAL VOLUME: 6,886
LM CT106	TOTAL WK TO DATE VOLUME:	45,212
Committed:	10,704	Delivered: 9,084

USDA Livestock, Poultry and Grain Market News

Kansas City, MO

Phone: 816-676-7000

stjoelpgmn@ams.usda.gov