

Daily Direct Steer and Heifer Slaughter Cattle Summary

For Trade on:

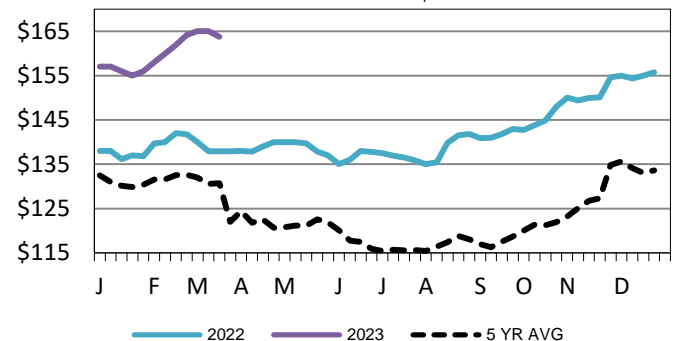
Thursday, March 23, 2023

LM CT100	5-AREA	LM CT109
Neg. Cash Volume:	56,189	Dressed Formula Vol: 29,459
Live Steer Avg:	\$164.34	Steer/Heifer Avg: \$267.33
Live Heifer Avg:	\$163.72	Dressed Neg. Grid Vol: 2,698
Dressed Steer Avg:	\$265.12	Steer/Heifer Avg: \$269.16
Dressed Heifer Avg:	\$264.89	TOTAL VOLUME: 88,346
LM CT106	TOTAL WK TO DATE VOLUME:	190,764
Committed:	124,351	Delivered: 76,876

On Wednesday trade was moderate to active on good demand in all feeding regions. Compared to last week in the Southern Plains live purchases traded 1.00 lower at 163.00. In Nebraska trade was moderate on good demand. Compared to last week in Nebraska, live purchases traded steady to 1.00 higher from 164.00-165.00. Compared to last week, dressed purchases traded 1.00 higher at 265.00. In the Western Cornbelt live purchases compared to last week traded steady to 1.00 higher ranging from 164.00-166.00, mostly at 165.00. Dressed purchases compared to last week, traded mostly 1.00 higher from 264.00-265.00, mostly at 265.00.

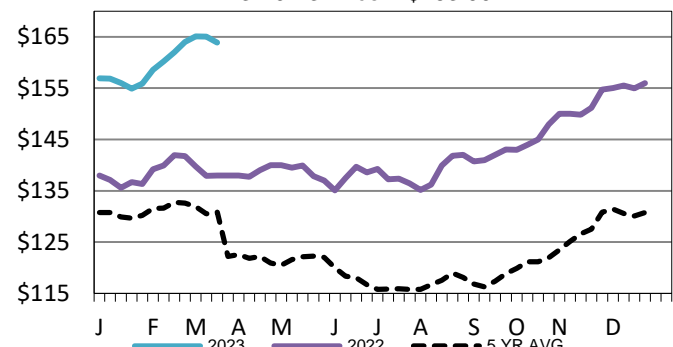
LM CT118	TX-OK-NM	LM CT109
Neg. Cash Volume:	5,470	Dressed Formula Vol: 9,562
Live Steer Avg:	\$162.95	Steer/Heifer Avg: \$265.04
Live Heifer Avg:	\$163.00	Dressed Neg. Grid Vol: 0
Dressed Steer Avg:	N/A	Steer/Heifer Avg: N/A
Dressed Heifer Avg:	N/A	TOTAL VOLUME: 15,032
LM CT106	TOTAL WK TO DATE VOLUME:	48,453
Committed:	34,299	Delivered: 18,188

TX-OK-NM Wkly Live Steer Wtd Avg
WE 3-19-23 Price = \$ 163.76



LM CT121	KANSAS	LM CT109
Neg. Cash Volume:	10,938	Dressed Formula Vol: 10,868
Live Steer Avg:	\$162.99	Steer/Heifer Avg: \$263.88
Live Heifer Avg:	\$162.98	Dressed Neg. Grid Vol: 0
Dressed Steer Avg:	\$265.00	Steer/Heifer Avg: N/A
Dressed Heifer Avg:	N/A	TOTAL VOLUME: 21,806
LM CT106	TOTAL WK TO DATE VOLUME:	56,269
Committed:	27,197	Delivered: 20,598

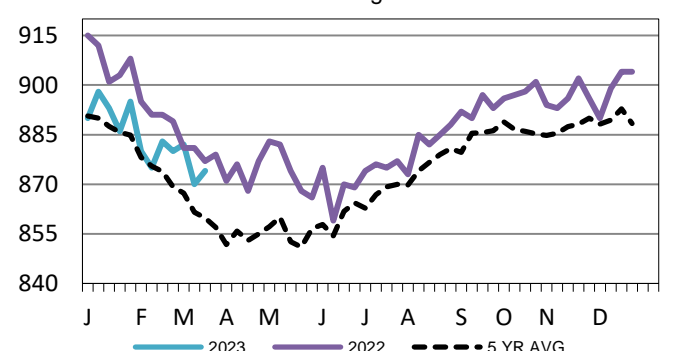
Kansas Weekly Live Steer Weighted Average
WE 3-19-23 Price = \$163.90



LM CT124	NEBRASKA	LM CT109
Neg. Cash Volume:	20,196	Dressed Formula Vol: 5,982
Live Steer Avg:	\$164.32	Steer/Heifer Avg: \$272.74
Live Heifer Avg:	\$164.24	Dressed Neg. Grid Vol: 1,668
Dressed Steer Avg:	\$265.29	Steer/Heifer Avg: \$268.44
Dressed Heifer Avg:	\$264.83	TOTAL VOLUME: 27,846
LM CT106	TOTAL WK TO DATE VOLUME:	41,301
Committed:	30,277	Delivered: 19,019

LM CT134	COLORADO	LM CT109
Neg. Cash Volume:	0	Dressed Formula Vol: 1,331
Live Steer Avg:	N/A	Steer/Heifer Avg: \$284.85
Live Heifer Avg:	N/A	Dressed Neg. Grid Vol: 514
Dressed Steer Avg:	N/A	Steer/Heifer Avg: \$267.90
Dressed Heifer Avg:	N/A	TOTAL VOLUME: 1,845
LM CT106	TOTAL WK TO DATE VOLUME:	14,889
Committed:	9,252	Delivered: 9,312

Kansas Formula Carcass Weights
WE 3-19-23 Weight = 874 lbs



LM CT137	IA-MN	LM CT109
Neg. Cash Volume:	19,585	Dressed Formula Vol: 1,854
Live Steer Avg:	\$165.27	Steer/Heifer Avg: \$269.57
Live Heifer Avg:	\$164.95	Dressed Neg. Grid Vol: 589
Dressed Steer Avg:	\$264.74	Steer/Heifer Avg: \$273.18
Dressed Heifer Avg:	\$265.00	TOTAL VOLUME: 22,028
LM CT106	TOTAL WK TO DATE VOLUME:	29,499
Committed:	23,326	Delivered: 9,759

USDA Livestock, Poultry and Grain Market News

Kansas City, MO

Phone: 816-676-7000

stjoe.lpgmn@ams.usda.gov