

Daily Direct Steer and Heifer Slaughter Cattle Summary

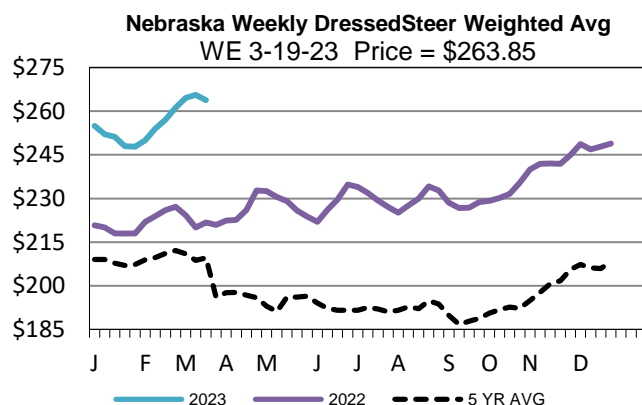
For Trade on:

Wednesday, March 22, 2023

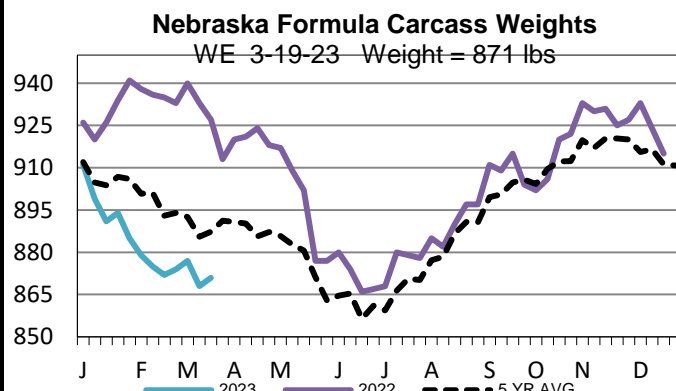
| | | |
|----------------------------|---------------------------------|-------------------------------------|
| LM CT100 | 5-AREA | LM CT109 |
| Neg. Cash Volume: | 2,060 | Dressed Formula Vol: 43,626 |
| Live Steer Avg: | \$163.17 | Steer/Heifer Avg: \$268.60 |
| Live Heifer Avg: | \$163.00 | Dressed Neg. Grid Vol: 2,353 |
| Dressed Steer Avg: | N/A | Steer/Heifer Avg: \$272.33 |
| Dressed Heifer Avg: | N/A | TOTAL VOLUME: 48,039 |
| LM CT106 | TOTAL WK TO DATE VOLUME: | 102,418 |
| Committed: | 54,266 | Delivered: 68,834 |

On Tuesday negotiated cash trade was light on moderate demand in Kansas with a few early purchases at 163.00, however not enough for an adequate market test. Trade was mostly inactive on light demand in all other feeding regions. Not enough purchases in any feeding region for an adequate market test in any feeding region. The latest established market in the Southern Plains was last week with live purchases at 164.00. Last week in Nebraska live and dressed purchases traded at 164.00 and 264.00 respectively. For the prior week in the Western Cornbelt live purchases traded mostly from 164.00-165.00 with dressed purchases mostly at 264.00.

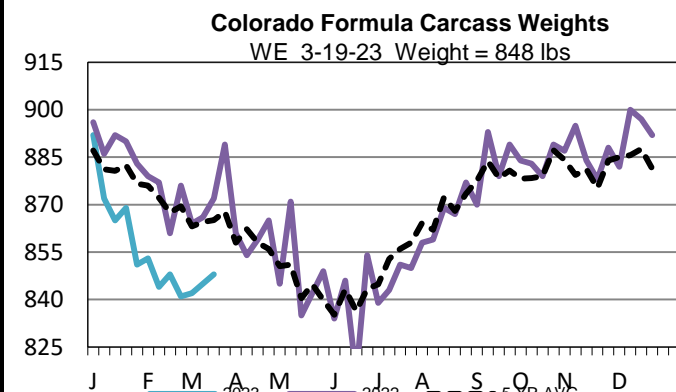
| | | |
|----------------------------|---------------------------------|------------------------------------|
| LM CT118 | TX-OK-NM | LM CT109 |
| Neg. Cash Volume: | 0 | Dressed Formula Vol: 15,589 |
| Live Steer Avg: | N/A | Steer/Heifer Avg: \$262.88 |
| Live Heifer Avg: | N/A | Dressed Neg. Grid Vol: 0 |
| Dressed Steer Avg: | N/A | Steer/Heifer Avg: N/A |
| Dressed Heifer Avg: | N/A | TOTAL VOLUME: 15,589 |
| LM CT106 | TOTAL WK TO DATE VOLUME: | 33,421 |
| Committed: | 12,958 | Delivered: 17,328 |



| | | |
|----------------------------|---------------------------------|------------------------------------|
| LM CT121 | KANSAS | LM CT109 |
| Neg. Cash Volume: | 1,538 | Dressed Formula Vol: 11,391 |
| Live Steer Avg: | \$163.00 | Steer/Heifer Avg: \$267.04 |
| Live Heifer Avg: | \$163.00 | Dressed Neg. Grid Vol: 18 |
| Dressed Steer Avg: | N/A | Steer/Heifer Avg: \$268.01 |
| Dressed Heifer Avg: | N/A | TOTAL VOLUME: 12,947 |
| LM CT106 | TOTAL WK TO DATE VOLUME: | 34,463 |
| Committed: | 25,203 | Delivered: 18,646 |



| | | |
|----------------------------|---------------------------------|-------------------------------------|
| LM CT124 | NEBRASKA | LM CT109 |
| Neg. Cash Volume: | 0 | Dressed Formula Vol: 5,398 |
| Live Steer Avg: | N/A | Steer/Heifer Avg: \$278.53 |
| Live Heifer Avg: | N/A | Dressed Neg. Grid Vol: 1,240 |
| Dressed Steer Avg: | N/A | Steer/Heifer Avg: \$270.73 |
| Dressed Heifer Avg: | N/A | TOTAL VOLUME: 6,638 |
| LM CT106 | TOTAL WK TO DATE VOLUME: | 13,455 |
| Committed: | 9,881 | Delivered: 16,008 |



| | | |
|----------------------------|---------------------------------|-----------------------------------|
| LM CT134 | COLORADO | LM CT109 |
| Neg. Cash Volume: | 0 | Dressed Formula Vol: 9,561 |
| Live Steer Avg: | N/A | Steer/Heifer Avg: \$274.71 |
| Live Heifer Avg: | N/A | Dressed Neg. Grid Vol: 71 |
| Dressed Steer Avg: | N/A | Steer/Heifer Avg: \$262.40 |
| Dressed Heifer Avg: | N/A | TOTAL VOLUME: 9,632 |
| LM CT106 | TOTAL WK TO DATE VOLUME: | 13,044 |
| Committed: | 1,582 | Delivered: 5,719 |

| | | |
|----------------------------|---------------------------------|-------------------------------------|
| LM CT137 | IA-MN | LM CT109 |
| Neg. Cash Volume: | 522 | Dressed Formula Vol: 1,873 |
| Live Steer Avg: | \$163.57 | Steer/Heifer Avg: \$267.24 |
| Live Heifer Avg: | N/A | Dressed Neg. Grid Vol: 1,024 |
| Dressed Steer Avg: | N/A | Steer/Heifer Avg: \$275.02 |
| Dressed Heifer Avg: | N/A | TOTAL VOLUME: 3,419 |
| LM CT106 | TOTAL WK TO DATE VOLUME: | 7,471 |
| Committed: | 4,642 | Delivered: 11,133 |

USDA Livestock, Poultry and Grain Market News

Kansas City, MO

Phone: 816-676-7000

stjoe.lpgmn@ams.usda.gov