

Daily Direct Steer and Heifer Slaughter Cattle Summary

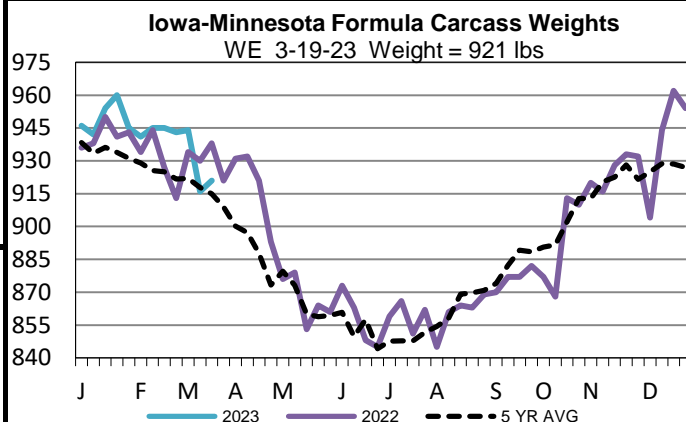
For Trade on:

Tuesday, March 21, 2023

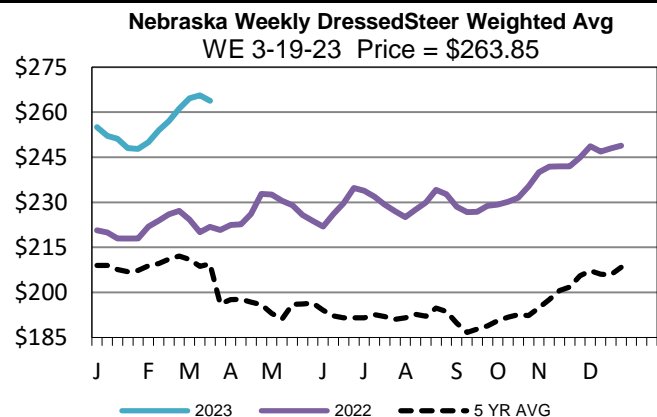
LM CT100	5-AREA	LM CT109
Neg. Cash Volume:	648	Dressed Formula Vol: 50,991
Live Steer Avg:	\$164.00	Steer/Heifer Avg: \$265.81
Live Heifer Avg:	N/A	Dressed Neg. Grid Vol: 2,740
Dressed Steer Avg:	\$262.00	Steer/Heifer Avg: \$267.81
Dressed Heifer Avg:	\$266.00	TOTAL VOLUME: 54,379
LM CT106	TOTAL WK TO DATE VOLUME: 54,379	
Committed:	49,829	Delivered: 75,407

On Monday negotiated cash trade was mostly inactive on light demand in all feeding regions. Not enough purchases in any feeding region for an adequate market test in any feeding region. The latest established market in the Southern Plains was last week with live purchases at 164.00. Last week in Nebraska live and dressed purchases traded at 164.00 and 264.00 respectively. For the prior week in the Western Cornbelt live purchases traded mostly from 164.00-165.00 with dressed purchases mostly at 264.00.

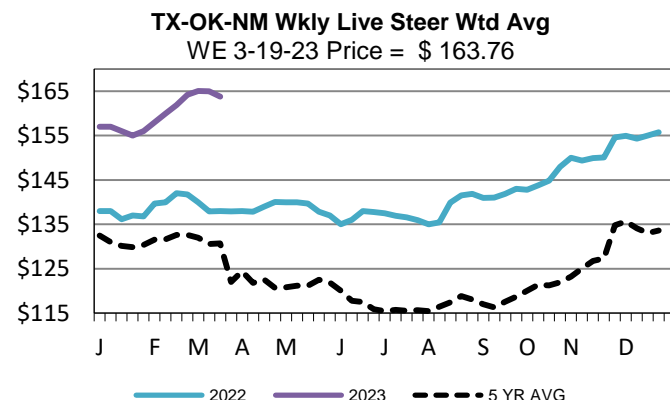
LM CT118	TX-OK-NM	LM CT109
Neg. Cash Volume:	0	Dressed Formula Vol: 17,728
Live Steer Avg:	N/A	Steer/Heifer Avg: \$262.76
Live Heifer Avg:	N/A	Dressed Neg. Grid Vol: 104
Dressed Steer Avg:	N/A	Steer/Heifer Avg: \$273.30
Dressed Heifer Avg:	N/A	TOTAL VOLUME: 17,832
LM CT106	TOTAL WK TO DATE VOLUME: 17,832	
Committed:	10,683	Delivered: 19,510



LM CT121	KANSAS	LM CT109
Neg. Cash Volume:	78	Dressed Formula Vol: 20,701
Live Steer Avg:	N/A	Steer/Heifer Avg: \$265.07
Live Heifer Avg:	\$162.00	Dressed Neg. Grid Vol: 737
Dressed Steer Avg:	N/A	Steer/Heifer Avg: \$264.23
Dressed Heifer Avg:	N/A	TOTAL VOLUME: 21,516
LM CT106	TOTAL WK TO DATE VOLUME: 21,516	
Committed:	15,284	Delivered: 20,703



LM CT124	NEBRASKA	LM CT109
Neg. Cash Volume:	0	Dressed Formula Vol: 5,769
Live Steer Avg:	N/A	Steer/Heifer Avg: \$273.97
Live Heifer Avg:	N/A	Dressed Neg. Grid Vol: 1,048
Dressed Steer Avg:	N/A	Steer/Heifer Avg: \$270.80
Dressed Heifer Avg:	N/A	TOTAL VOLUME: 6,817
LM CT106	TOTAL WK TO DATE VOLUME: 6,817	
Committed:	14,006	Delivered: 16,500



LM CT134	COLORADO	LM CT109
Neg. Cash Volume:	0	Dressed Formula Vol: 3,943
Live Steer Avg:	N/A	Steer/Heifer Avg: \$268.74
Live Heifer Avg:	N/A	Dressed Neg. Grid Vol: 469
Dressed Steer Avg:	N/A	Steer/Heifer Avg: \$268.10
Dressed Heifer Avg:	N/A	TOTAL VOLUME: 4,412
LM CT106	TOTAL WK TO DATE VOLUME: 3,412	
Committed:	2,682	Delivered: 7,090

LM CT137	IA-MN	LM CT109
Neg. Cash Volume:	570	Dressed Formula Vol: 3,022
Live Steer Avg:	\$164.00	Steer/Heifer Avg: \$269.69
Live Heifer Avg:	N/A	Dressed Neg. Grid Vol: 460
Dressed Steer Avg:	\$262.00	Steer/Heifer Avg: \$266.77
Dressed Heifer Avg:	\$266.00	TOTAL VOLUME: 4,052
LM CT106	TOTAL WK TO DATE VOLUME: 4,052	
Committed:	7,174	Delivered: 11,604

USDA Livestock, Poultry and Grain Market News

Kansas City, MO

Phone: 816-676-7000

stjoe.lpgmn@ams.usda.gov