

Daily Direct Steer and Heifer Slaughter Cattle Summary

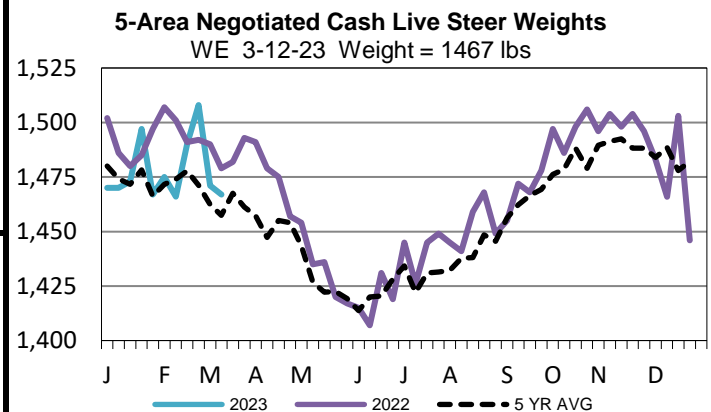
For Trade on:

Monday, March 13, 2023

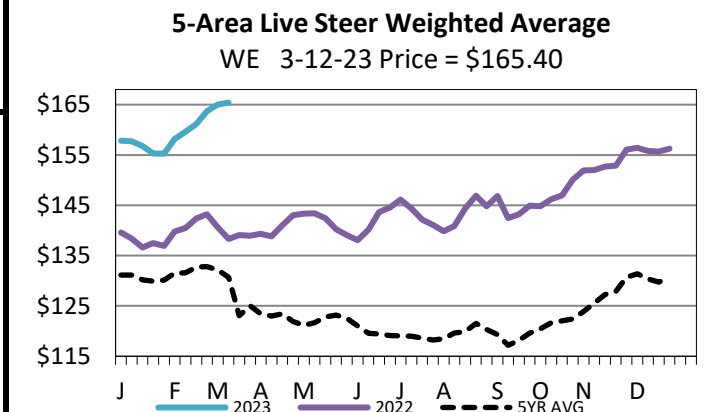
LM CT100	5-AREA	LM CT109
Neg. Cash Volume:	377	Dressed Formula Vol: 48,263
Live Steer Avg:	\$164.74	Steer/Heifer Avg: \$264.75
Live Heifer Avg:	N/A	Dressed Neg. Grid Vol: 1,486
Dressed Steer Avg:	\$165.00	Steer/Heifer Avg: \$264.76
Dressed Heifer Avg:	N/A	TOTAL VOLUME: 50,126
LM CT106	TOTAL WK TO DATE VOLUME:	50,126
Committed:	54,884	Delivered: 67,971

On Monday in the Texas Panhandle negotiated cash trading was at a standstill. In Kansas, Nebraska and Western Cornbelt negotiated cash trading was mostly inactive with very light demand. Not enough purchases for a market trend in any region. The latest established market was last week in these regions. In the Southern Plains and Nebraska live purchases traded at 165.00, and dressed purchases, in Nebraska, traded at 265.00 In the Western Cornbelt live and dressed purchases traded from 164.00-167.00 and at 265.00, respectively.

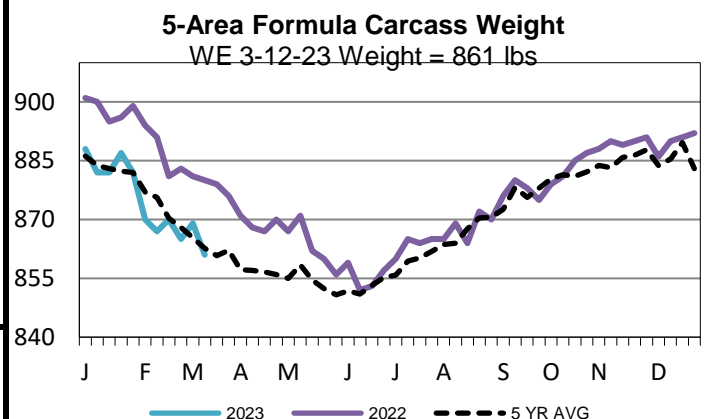
LM CT118	TX-OK-NM	LM CT109
Neg. Cash Volume:	0	Dressed Formula Vol: 15,209
Live Steer Avg:	N/A	Steer/Heifer Avg: \$262.90
Live Heifer Avg:	N/A	Dressed Neg. Grid Vol: 0
Dressed Steer Avg:	N/A	Steer/Heifer Avg: N/A
Dressed Heifer Avg:	N/A	TOTAL VOLUME: 15,209
LM CT106	TOTAL WK TO DATE VOLUME:	15,209
Committed:	16,530	Delivered: 18,048



LM CT121	KANSAS	LM CT109
Neg. Cash Volume:	100	Dressed Formula Vol: 20,080
Live Steer Avg:	\$164.00	Steer/Heifer Avg: \$264.41
Live Heifer Avg:	N/A	Dressed Neg. Grid Vol: 574
Dressed Steer Avg:	N/A	Steer/Heifer Avg: \$264.65
Dressed Heifer Avg:	N/A	TOTAL VOLUME: 20,754
LM CT106	TOTAL WK TO DATE VOLUME:	20,754
Committed:	9,531	Delivered: 19,716



LM CT124	NEBRASKA	LM CT109
Neg. Cash Volume:	242	Dressed Formula Vol: 4,814
Live Steer Avg:	N/A	Steer/Heifer Avg: \$267.73
Live Heifer Avg:	N/A	Dressed Neg. Grid Vol: 490
Dressed Steer Avg:	\$265.00	Steer/Heifer Avg: \$265.63
Dressed Heifer Avg:	N/A	TOTAL VOLUME: 5,546
LM CT106	TOTAL WK TO DATE VOLUME:	5,546
Committed:	10,688	Delivered: 14,932



LM CT134	COLORADO	LM CT109
Neg. Cash Volume:	0	Dressed Formula Vol: 5,657
Live Steer Avg:	N/A	Steer/Heifer Avg: \$267.34
Live Heifer Avg:	N/A	Dressed Neg. Grid Vol: 78
Dressed Steer Avg:	N/A	Steer/Heifer Avg: \$268.20
Dressed Heifer Avg:	N/A	TOTAL VOLUME: 5,735
LM CT106	TOTAL WK TO DATE VOLUME:	5,735
Committed:	6,980	Delivered: 4,669

LM CT137	IA-MN	LM CT109
Neg. Cash Volume:	35	Dressed Formula Vol: 2,579
Live Steer Avg:	\$166.00	Steer/Heifer Avg: \$267.12
Live Heifer Avg:	N/A	Dressed Neg. Grid Vol: 464
Dressed Steer Avg:	N/A	Steer/Heifer Avg: \$266.50
Dressed Heifer Avg:	N/A	TOTAL VOLUME: 3,078
LM CT106	TOTAL WK TO DATE VOLUME:	3,078
Committed:	11,155	Delivered: 10,606

USDA Livestock, Poultry and Grain Market News

Kansas City, MO

Phone: 816-676-7000

stjoe.lpgmn@ams.usda.gov