

Daily Direct Steer and Heifer Slaughter Cattle Summary

For Trade on:

Thursday, March 09, 2023

LM CT100	5-AREA	LM CT109
Neg. Cash Volume:	23,748	Dressed Formula Vol: 48,063
Live Steer Avg:	\$165.29	Steer/Heifer Avg: \$267.18
Live Heifer Avg:	\$164.91	Dressed Neg. Grid Vol: 4,544
Dressed Steer Avg:	\$265.54	Steer/Heifer Avg: \$265.03
Dressed Heifer Avg:	\$266.55	TOTAL VOLUME: 76,355
LM CT106	TOTAL WK TO DATE VOLUME:	220,426
Committed:	70,171	Delivered: 68,433

LM CT118	TX-OK-NM	LM CT109
Neg. Cash Volume:	5,559	Dressed Formula Vol: 12,508
Live Steer Avg:	\$165.00	Steer/Heifer Avg: \$261.23
Live Heifer Avg:	\$165.00	Dressed Neg. Grid Vol: 0
Dressed Steer Avg:	N/A	Steer/Heifer Avg: N/A
Dressed Heifer Avg:	N/A	TOTAL VOLUME: 18,067
LM CT106	TOTAL WK TO DATE VOLUME:	63,486
Committed:	13,428	Delivered: 16,588

LM CT121	KANSAS	LM CT109
Neg. Cash Volume:	2,341	Dressed Formula Vol: 12,624
Live Steer Avg:	\$165.00	Steer/Heifer Avg: \$265.38
Live Heifer Avg:	\$165.00	Dressed Neg. Grid Vol: 322
Dressed Steer Avg:	\$264.51	Steer/Heifer Avg: \$261.80
Dressed Heifer Avg:	N/A	TOTAL VOLUME: 15,287
LM CT106	TOTAL WK TO DATE VOLUME:	65,042
Committed:	22,215	Delivered: 19,863

LM CT124	NEBRASKA	LM CT109
Neg. Cash Volume:	11,315	Dressed Formula Vol: 12,126
Live Steer Avg:	\$165.88	Steer/Heifer Avg: \$271.34
Live Heifer Avg:	\$165.00	Dressed Neg. Grid Vol: 3,041
Dressed Steer Avg:	\$265.69	Steer/Heifer Avg: \$264.42
Dressed Heifer Avg:	\$266.75	TOTAL VOLUME: 26,482
LM CT106	TOTAL WK TO DATE VOLUME:	46,944
Committed:	21,531	Delivered: 16,648

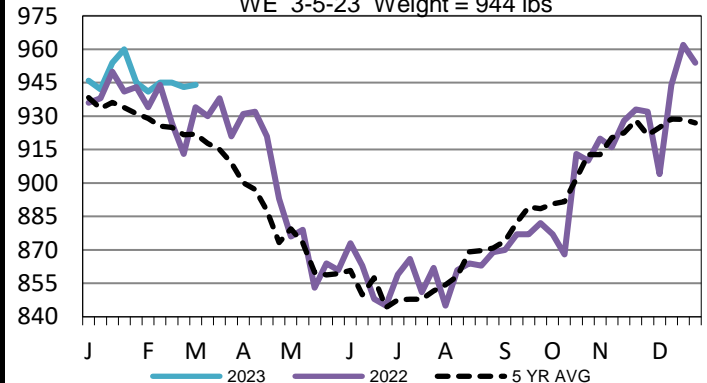
LM CT134	COLORADO	LM CT109
Neg. Cash Volume:	0	Dressed Formula Vol: 7,589
Live Steer Avg:	N/A	Steer/Heifer Avg: \$272.60
Live Heifer Avg:	N/A	Dressed Neg. Grid Vol: 395
Dressed Steer Avg:	N/A	Steer/Heifer Avg: \$269.01
Dressed Heifer Avg:	N/A	TOTAL VOLUME: 7,984
LM CT106	TOTAL WK TO DATE VOLUME:	24,851
Committed:	3,070	Delivered: 6,393

LM CT137	IA-MN	LM CT109
Neg. Cash Volume:	4,533	Dressed Formula Vol: 3,395
Live Steer Avg:	\$165.42	Steer/Heifer Avg: \$269.25
Live Heifer Avg:	\$164.52	Dressed Neg. Grid Vol: 786
Dressed Steer Avg:	\$264.64	Steer/Heifer Avg: \$266.71
Dressed Heifer Avg:	\$265.68	TOTAL VOLUME: 8,714
LM CT106	TOTAL WK TO DATE VOLUME:	20,639
Committed:	9,927	Delivered: 8,941

On Thursday in the Texas Panhandle negotiated cash trading and demand were moderate. Compared to last week live purchases traded steady at 165.00. In Nebraska negotiated cash trading was slow to moderate with light demand. Compared to last week dressed purchases traded steady to 3.50 higher from 265.00-268.50. A few live purchases traded at 165.00, however, not enough for a full market trend. Last week live purchases traded at 165.00. In Kansas and Western Cornbelt negotiated cash trading was slow on light demand. In both regions a few live purchases traded at 165.00 and a few dressed purchases, in the Western Cornbelt, traded at 265.00. However, not enough purchases in either region for a full market trend. Last week in both regions live purchases traded at 165.00, and in the Western Cornbelt dressed purchases traded from 262.00-265.00.

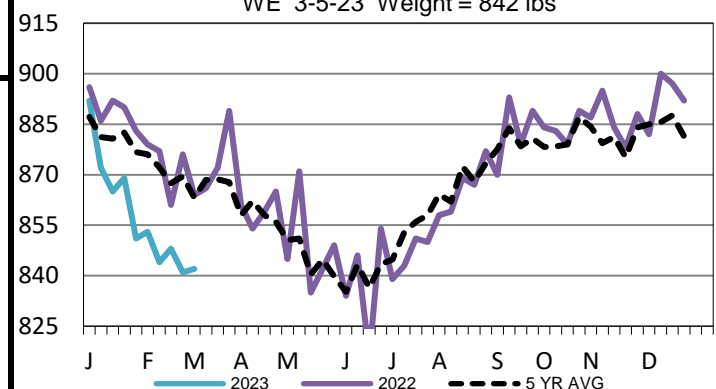
Iowa-Minnesota Formula Carcass Weights

WE 3-5-23 Weight = 944 lbs



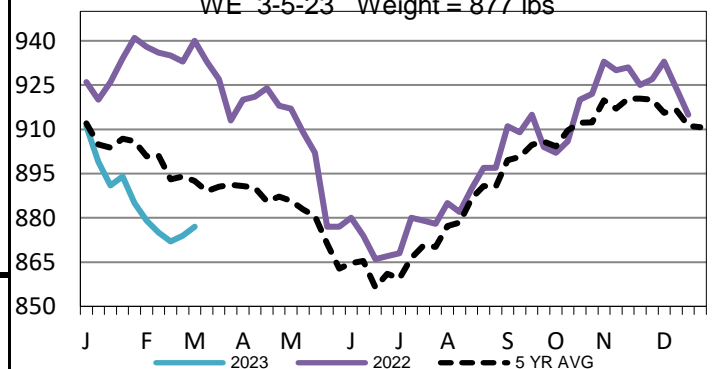
Colorado Formula Carcass Weights

WE 3-5-23 Weight = 842 lbs



Nebraska Formula Carcass Weights

WE 3-5-23 Weight = 877 lbs



USDA Livestock, Poultry and Grain Market News

Kansas City, MO

Phone: 816-676-7000

stjoe.lpgmn@ams.usda.gov