

Daily Direct Steer and Heifer Slaughter Cattle Summary

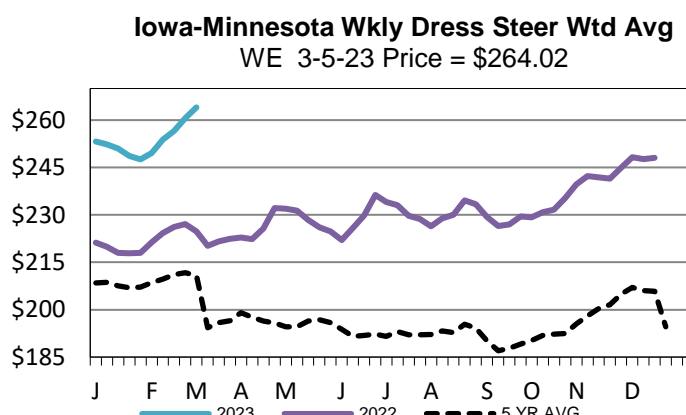
For Trade on:

Wednesday, March 08, 2023

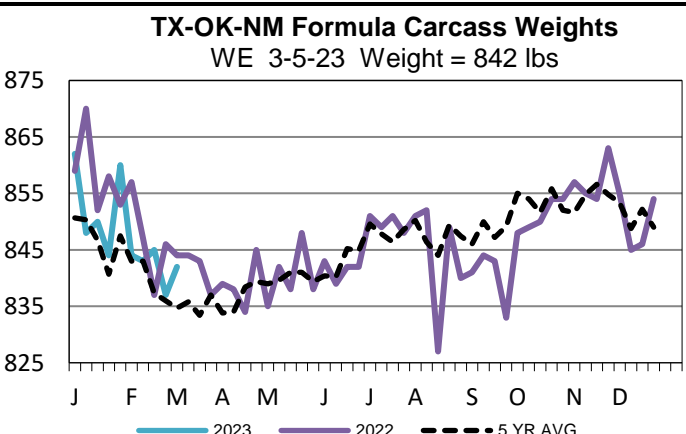
LM CT100	5-AREA	LM CT109
Neg. Cash Volume:	972	Dressed Formula Vol: 38,519
Live Steer Avg:	\$163.84	Steer/Heifer Avg: \$266.43
Live Heifer Avg:	N/A	Dressed Neg. Grid Vol: 2,220
Dressed Steer Avg:	\$262.64	Steer/Heifer Avg: \$262.90
Dressed Heifer Avg:	N/A	TOTAL VOLUME: 41,711
LM CT106	TOTAL WK TO DATE VOLUME:	144,071
Committed:	62,000	Delivered: 76,940

On Wednesday in the Texas Panhandle and Nebraska negotiated cash trading was at a standstill. In Kansas and Western Cornbelt negotiated cash trading was mostly inactive with very light demand. Not enough purchases for a market trend. The latest established market was last week in these regions. Live purchases traded at 165.00. In Nebraska dressed purchases traded at 265.00. In the Western Cornbelt dressed purchases traded from 262.00-265.00.

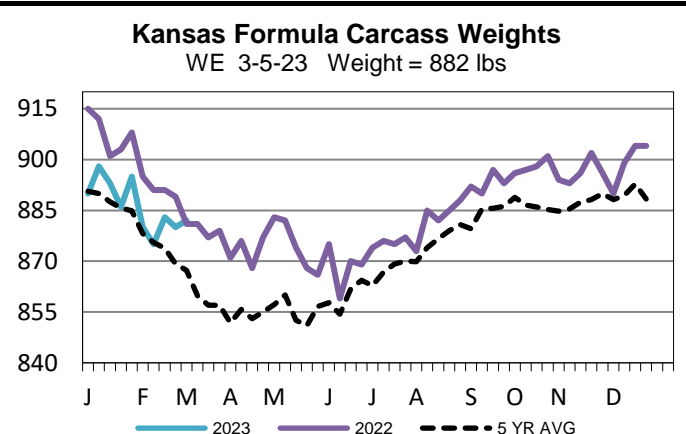
LM CT118	TX-OK-NM	LM CT109
Neg. Cash Volume:	0	Dressed Formula Vol: 13,495
Live Steer Avg:	N/A	Steer/Heifer Avg: \$262.19
Live Heifer Avg:	N/A	Dressed Neg. Grid Vol: 30
Dressed Steer Avg:	N/A	Steer/Heifer Avg: \$260.85
Dressed Heifer Avg:	N/A	TOTAL VOLUME: 13,525
LM CT106	TOTAL WK TO DATE VOLUME:	45,419
Committed:	16,154	Delivered: 18,519



LM CT121	KANSAS	LM CT109
Neg. Cash Volume:	469	Dressed Formula Vol: 11,897
Live Steer Avg:	\$164.49	Steer/Heifer Avg: \$264.39
Live Heifer Avg:	N/A	Dressed Neg. Grid Vol: 315
Dressed Steer Avg:	N/A	Steer/Heifer Avg: \$258.41
Dressed Heifer Avg:	N/A	TOTAL VOLUME: 12,681
LM CT106	TOTAL WK TO DATE VOLUME:	49,755
Committed:	10,975	Delivered: 17,292



LM CT124	NEBRASKA	LM CT109
Neg. Cash Volume:	0	Dressed Formula Vol: 7,521
Live Steer Avg:	N/A	Steer/Heifer Avg: \$271.90
Live Heifer Avg:	N/A	Dressed Neg. Grid Vol: 804
Dressed Steer Avg:	N/A	Steer/Heifer Avg: \$265.63
Dressed Heifer Avg:	N/A	TOTAL VOLUME: 8,325
LM CT106	TOTAL WK TO DATE VOLUME:	20,462
Committed:	18,873	Delivered: 17,662



LM CT134	COLORADO	LM CT109
Neg. Cash Volume:	0	Dressed Formula Vol: 2,965
Live Steer Avg:	N/A	Steer/Heifer Avg: \$270.72
Live Heifer Avg:	N/A	Dressed Neg. Grid Vol: 537
Dressed Steer Avg:	N/A	Steer/Heifer Avg: \$264.49
Dressed Heifer Avg:	N/A	TOTAL VOLUME: 3,502
LM CT106	TOTAL WK TO DATE VOLUME:	16,867
Committed:	10,421	Delivered: 11,674

LM CT137	IA-MN	LM CT109
Neg. Cash Volume:	503	Dressed Formula Vol: 2,712
Live Steer Avg:	\$162.00	Steer/Heifer Avg: \$276.97
Live Heifer Avg:	N/A	Dressed Neg. Grid Vol: 570
Dressed Steer Avg:	\$262.64	Steer/Heifer Avg: \$260.46
Dressed Heifer Avg:	N/A	TOTAL VOLUME: 3,785
LM CT106	TOTAL WK TO DATE VOLUME:	11,925
Committed:	5,577	Delivered: 11,793

USDA Livestock, Poultry and Grain Market News

Kansas City, MO

Phone: 816-676-7000

stjoe.lpgmn@ams.usda.gov