

Daily Direct Steer and Heifer Slaughter Cattle Summary

For Trade on:

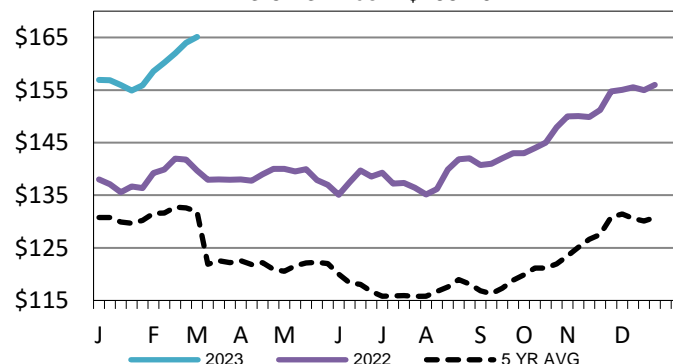
Tuesday, March 07, 2023

LM CT100	5-AREA	LM CT109
Neg. Cash Volume:	979	Dressed Formula Vol: 39,148
Live Steer Avg:	\$165.54	Steer/Heifer Avg: \$266.57
Live Heifer Avg:	\$164.00	Dressed Neg. Grid Vol: 2,564
Dressed Steer Avg:	N/A	Steer/Heifer Avg: \$260.36
Dressed Heifer Avg:	N/A	TOTAL VOLUME: 42,691
LM CT106	TOTAL WK TO DATE VOLUME:	102,360
Committed:	64,062	Delivered: 68,877

On Tuesday in the Southern Plains and Nebraska negotiated cash trading was at a standstill. In the Western Cornbelt negotiated cash trading was mostly inactive with very light demand. Not enough purchases for a market trend. The latest established market was last week in these regions. Live purchases traded at 165.00. In Nebraska dressed purchases traded at 265.00. In the Western Cornbelt dressed purchases traded from 262.00-265.00.

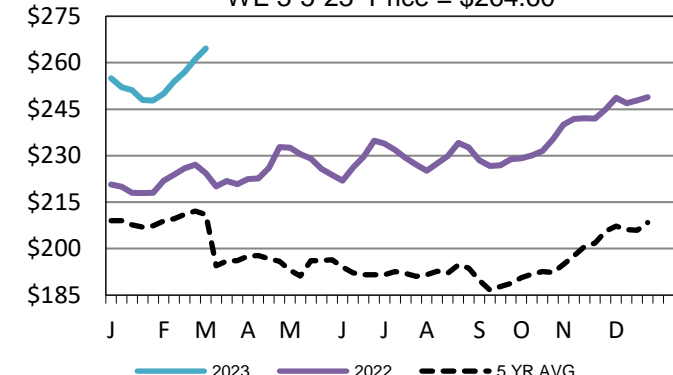
LM CT118	TX-OK-NM	LM CT109
Neg. Cash Volume:	28	Dressed Formula Vol: 15,669
Live Steer Avg:	N/A	Steer/Heifer Avg: \$264.73
Live Heifer Avg:	N/A	Dressed Neg. Grid Vol: 0
Dressed Steer Avg:	N/A	Steer/Heifer Avg: N/A
Dressed Heifer Avg:	N/A	TOTAL VOLUME: 15,697
LM CT106	TOTAL WK TO DATE VOLUME:	31,894
Committed:	18,725	Delivered: 12,571

Kansas Weekly Live Steer Weighted Average
WE 3-5-23 Price = \$165.10



LM CT121	KANSAS	LM CT109
Neg. Cash Volume:	0	Dressed Formula Vol: 10,629
Live Steer Avg:	N/A	Steer/Heifer Avg: \$263.51
Live Heifer Avg:	N/A	Dressed Neg. Grid Vol: 2,014
Dressed Steer Avg:	N/A	Steer/Heifer Avg: \$259.32
Dressed Heifer Avg:	N/A	TOTAL VOLUME: 12,643
LM CT106	TOTAL WK TO DATE VOLUME:	37,074
Committed:	24,811	Delivered: 22,140

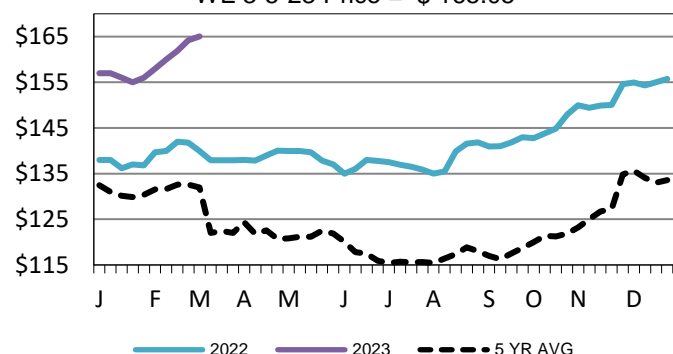
Nebraska Weekly DressedSteer Weighted Avg
WE 3-5-23 Price = \$264.60



LM CT124	NEBRASKA	LM CT109
Neg. Cash Volume:	0	Dressed Formula Vol: 5,788
Live Steer Avg:	N/A	Steer/Heifer Avg: \$273.48
Live Heifer Avg:	N/A	Dressed Neg. Grid Vol: 111
Dressed Steer Avg:	N/A	Steer/Heifer Avg: \$255.84
Dressed Heifer Avg:	N/A	TOTAL VOLUME: 5,899
LM CT106	TOTAL WK TO DATE VOLUME:	12,137
Committed:	13,747	Delivered: 17,769

LM CT134	COLORADO	LM CT109
Neg. Cash Volume:	0	Dressed Formula Vol: 4,827
Live Steer Avg:	N/A	Steer/Heifer Avg: \$271.68
Live Heifer Avg:	N/A	Dressed Neg. Grid Vol: 0
Dressed Steer Avg:	N/A	Steer/Heifer Avg: N/A
Dressed Heifer Avg:	N/A	TOTAL VOLUME: 4,827
LM CT106	TOTAL WK TO DATE VOLUME:	13,365
Committed:	2,193	Delivered: 6,272

TX-OK-NM Wkly Live Steer Wtd Avg
WE 3-5-23 Price = \$ 165.05



LM CT137	IA-MN	LM CT109
Neg. Cash Volume:	951	Dressed Formula Vol: 2,291
Live Steer Avg:	\$165.54	Steer/Heifer Avg: \$265.08
Live Heifer Avg:	\$164.00	Dressed Neg. Grid Vol: 439
Dressed Steer Avg:	N/A	Steer/Heifer Avg: \$266.31
Dressed Heifer Avg:	N/A	TOTAL VOLUME: 3,681
LM CT106	TOTAL WK TO DATE VOLUME:	8,140
Committed:	4,586	Delivered: 10,125

USDA Livestock, Poultry and Grain Market News

Kansas City, MO

Phone: 816-676-7000

stjoe.lpgmn@ams.usda.gov