

Daily Direct Steer and Heifer Slaughter Cattle Summary

For Trade on:

Monday, March 06, 2023

[LM CT100](#) **5-AREA** [LM CT109](#)
Neg. Cash Volume: 84 **Dressed Formula Vol:** 55,659
 Live Steer Avg: N/A Steer/Heifer Avg: \$263.89
 Live Heifer Avg: \$166.00 **Dressed Neg. Grid Vol:** 3,926
 Dressed Steer Avg: N/A Steer/Heifer Avg: \$260.96
 Dressed Heifer Avg: \$262.00 **TOTAL VOLUME:** 59,669

[LM CT106](#) **TOTAL WK TO DATE VOLUME:**

Committed: 71,599 **Delivered:** 71,447

[LM CT118](#) **TX-OK-NM** [LM CT109](#)
Neg. Cash Volume: 0 **Dressed Formula Vol:** 15,898
 Live Steer Avg: N/A Steer/Heifer Avg: \$261.79
 Live Heifer Avg: N/A **Dressed Neg. Grid Vol:** 299
 Dressed Steer Avg: N/A Steer/Heifer Avg: \$258.58
 Dressed Heifer Avg: N/A **TOTAL VOLUME:** 16,197

[LM CT106](#) **TOTAL WK TO DATE VOLUME:**

Committed: 25,035 **Delivered:** 17,752

[LM CT121](#) **KANSAS** [LM CT109](#)
Neg. Cash Volume: 0 **Dressed Formula Vol:** 23,593
 Live Steer Avg: N/A Steer/Heifer Avg: \$262.97
 Live Heifer Avg: N/A **Dressed Neg. Grid Vol:** 838
 Dressed Steer Avg: N/A Steer/Heifer Avg: \$259.73
 Dressed Heifer Avg: N/A **TOTAL VOLUME:** 24,431

[LM CT106](#) **TOTAL WK TO DATE VOLUME:**

Committed: 10,570 **Delivered:** 18,600

[LM CT124](#) **NEBRASKA** [LM CT109](#)
Neg. Cash Volume: 0 **Dressed Formula Vol:** 5,071
 Live Steer Avg: N/A Steer/Heifer Avg: \$269.81
 Live Heifer Avg: N/A **Dressed Neg. Grid Vol:** 1,167
 Dressed Steer Avg: N/A Steer/Heifer Avg: \$262.64
 Dressed Heifer Avg: N/A **TOTAL VOLUME:** 6,238

[LM CT106](#) **TOTAL WK TO DATE VOLUME:**

Committed: 17,079 **Delivered:** 17,822

[LM CT134](#) **COLORADO** [LM CT109](#)
Neg. Cash Volume: 0 **Dressed Formula Vol:** 8,358
 Live Steer Avg: N/A Steer/Heifer Avg: \$265.77
 Live Heifer Avg: N/A **Dressed Neg. Grid Vol:** 180
 Dressed Steer Avg: N/A Steer/Heifer Avg: \$259.70
 Dressed Heifer Avg: N/A **TOTAL VOLUME:** 8,538

[LM CT106](#) **TOTAL WK TO DATE VOLUME:**

Committed: 7,609 **Delivered:** 6,785

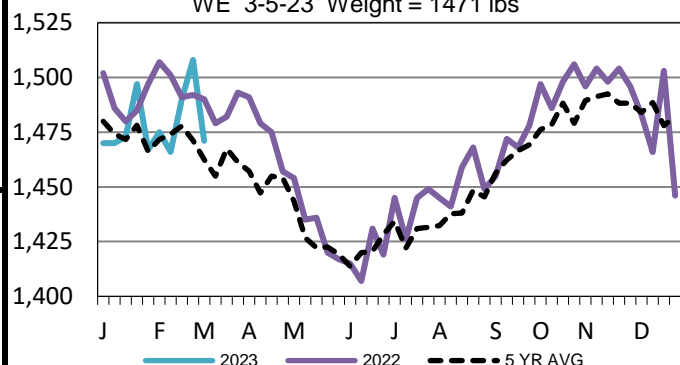
[LM CT137](#) **IA-MN** [LM CT109](#)
Neg. Cash Volume: 84 **Dressed Formula Vol:** 2,823
 Live Steer Avg: N/A Steer/Heifer Avg: \$266.63
 Live Heifer Avg: \$166.00 **Dressed Neg. Grid Vol:** 1,552
 Dressed Steer Avg: N/A Steer/Heifer Avg: \$261.52
 Dressed Heifer Avg: \$262.00 **TOTAL VOLUME:** 4,459

[LM CT106](#) **TOTAL WK TO DATE VOLUME:**

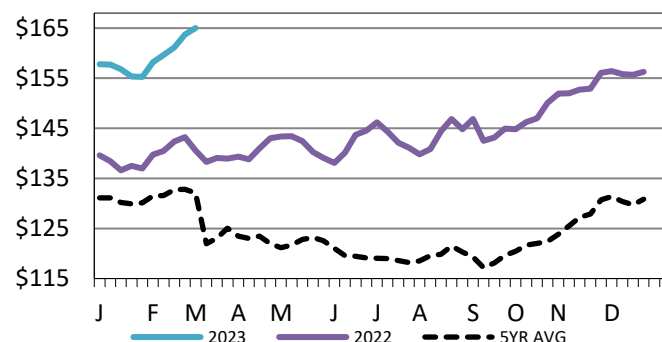
Committed: 11,306 **Delivered:** 10,488

On Monday in the Southern Plains and Nebraska negotiated cash trading was at a standstill. In the Western Cornbelt negotiated cash trading was mostly inactive with very light demand. Not enough purchases for a market trend. The latest established market was last week in these regions. Live purchases traded at 165.00. In Nebraska dressed purchases traded at 265.00. In the Western Cornbelt dressed purchases traded from 262.00-265.00.

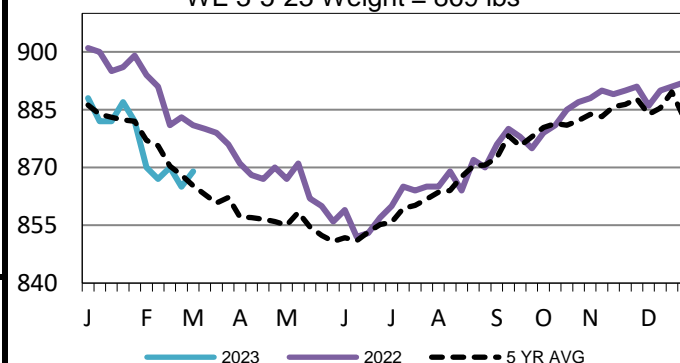
5-Area Negotiated Cash Live Steer Weights
 WE 3-5-23 Weight = 1471 lbs



5-Area Live Steer Weighted Average
 WE 3-5-23 Price = \$165.02



5-Area Formula Carcass Weight
 WE 3-5-23 Weight = 869 lbs



USDA Livestock, Poultry and Grain Market News

Kansas City, MO

Phone: 816-676-7000

stjoe.lpgmn@ams.usda.gov