

Daily Direct Steer and Heifer Slaughter Cattle Summary

For Trade on:

Wednesday, March 01, 2023

LM CT100	5-AREA	LM CT109
Neg. Cash Volume:	1,799	Dressed Formula Vol: 38,804
Live Steer Avg:	\$164.12	Steer/Heifer Avg: \$262.77
Live Heifer Avg:	\$164.23	Dressed Neg. Grid Vol: 6,066
Dressed Steer Avg:	\$262.00	Steer/Heifer Avg: \$260.66
Dressed Heifer Avg:	\$265.00	TOTAL VOLUME: 46,669
LM CT106	TOTAL WK TO DATE VOLUME:	157,186
Committed:	40,663	Delivered: 59,666

LM CT118	TX-OK-NM	LM CT109
Neg. Cash Volume:	0	Dressed Formula Vol: 13,060
Live Steer Avg:	N/A	Steer/Heifer Avg: \$260.12
Live Heifer Avg:	N/A	Dressed Neg. Grid Vol: 0
Dressed Steer Avg:	N/A	Steer/Heifer Avg: N/A
Dressed Heifer Avg:	N/A	TOTAL VOLUME: 13,060
LM CT106	TOTAL WK TO DATE VOLUME:	44,057
Committed:	9,175	Delivered: 11,601

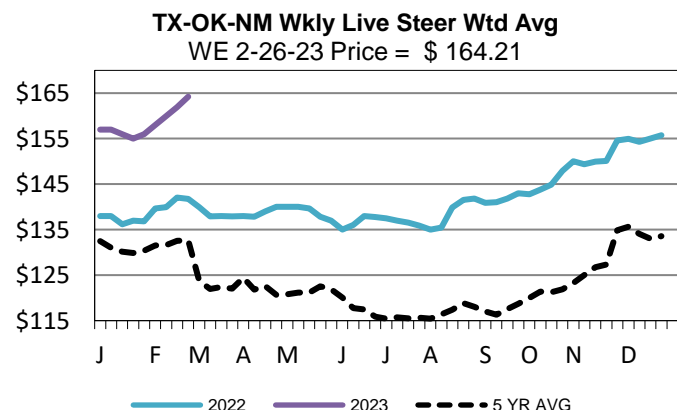
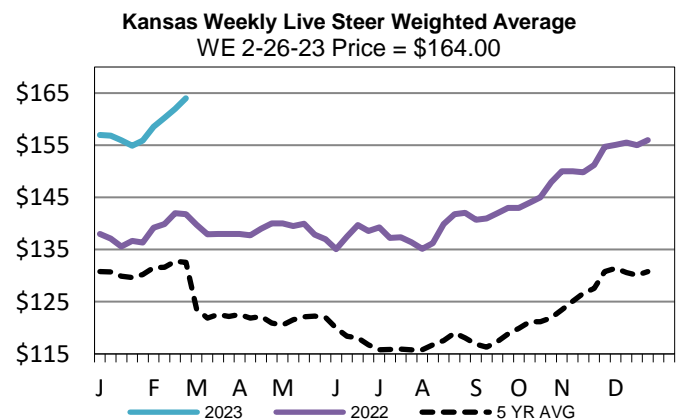
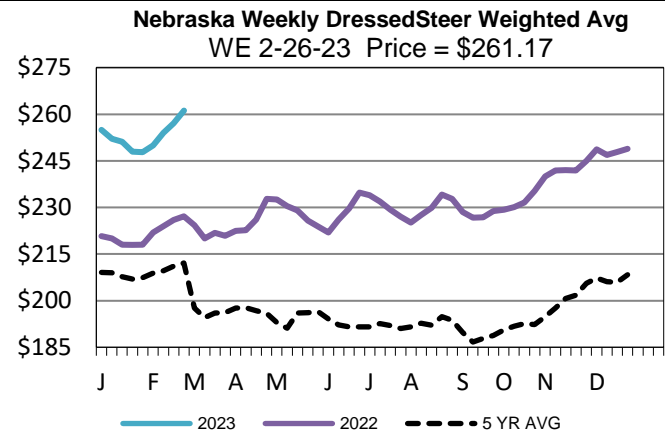
LM CT121	KANSAS	LM CT109
Neg. Cash Volume:	0	Dressed Formula Vol: 8,577
Live Steer Avg:	N/A	Steer/Heifer Avg: \$260.16
Live Heifer Avg:	N/A	Dressed Neg. Grid Vol: 2,373
Dressed Steer Avg:	N/A	Steer/Heifer Avg: \$258.50
Dressed Heifer Avg:	N/A	TOTAL VOLUME: 10,950
LM CT106	TOTAL WK TO DATE VOLUME:	44,047
Committed:	9,509	Delivered: 15,075

LM CT124	NEBRASKA	LM CT109
Neg. Cash Volume:	438	Dressed Formula Vol: 12,074
Live Steer Avg:	\$165.00	Steer/Heifer Avg: \$265.98
Live Heifer Avg:	\$163.00	Dressed Neg. Grid Vol: 2,468
Dressed Steer Avg:	\$262.00	Steer/Heifer Avg: \$263.06
Dressed Heifer Avg:	\$265.00	TOTAL VOLUME: 14,980
LM CT106	TOTAL WK TO DATE VOLUME:	36,534
Committed:	14,686	Delivered: 16,741

LM CT134	COLORADO	LM CT109
Neg. Cash Volume:	0	Dressed Formula Vol: 1,820
Live Steer Avg:	N/A	Steer/Heifer Avg: \$271.49
Live Heifer Avg:	N/A	Dressed Neg. Grid Vol: 200
Dressed Steer Avg:	N/A	Steer/Heifer Avg: \$263.50
Dressed Heifer Avg:	N/A	TOTAL VOLUME: 2,020
LM CT106	TOTAL WK TO DATE VOLUME:	13,071
Committed:	1,803	Delivered: 6,332

LM CT137	IA-MN	LM CT109
Neg. Cash Volume:	1,361	Dressed Formula Vol: 3,378
Live Steer Avg:	\$163.98	Steer/Heifer Avg: \$263.57
Live Heifer Avg:	\$165.00	Dressed Neg. Grid Vol: 1,064
Dressed Steer Avg:	N/A	Steer/Heifer Avg: \$259.45
Dressed Heifer Avg:	N/A	TOTAL VOLUME: 5,803
LM CT106	TOTAL WK TO DATE VOLUME:	20,148
Committed:	5,490	Delivered: 9,917

On Wednesday in the Western Cornbelt negotiated cash trading limited with light demand. Tuesday was the most recent live purchase market from 164.50-165.00. Not enough dressed purchases for a market trend. Last week dressed purchases traded from 260.00-262.00. In Nebraska negotiated cash trading was mostly inactive on light demand. Not enough purchases for a market trend. In the Southern Plains negotiated cash trading was at a standstill. Last week in these regions live purchases traded at 164.00 and, in Nebraska, dressed purchases traded at 262.00.



USDA Livestock, Poultry and Grain Market News

Kansas City, MO

Phone: 816-676-7000

stjoelpgmn@ams.usda.gov