

## Daily Direct Steer and Heifer Slaughter Cattle Summary

For Trade on:

Friday, February 24, 2023

<a href="#">LM CT100</a>	<b>5-AREA</b>	<a href="#">LM CT109</a>
<b>Neg. Cash Volume:</b>	30,548	<b>Dressed Formula Vol:</b> 45,378
Live Steer Avg:	\$163.87	Steer/Heifer Avg: \$260.65
Live Heifer Avg:	\$163.91	<b>Dressed Neg. Grid Vol:</b> 4,049
Dressed Steer Avg:	\$261.38	Steer/Heifer Avg: \$258.98
Dressed Heifer Avg:	\$261.87	<b>TOTAL VOLUME:</b> .
<a href="#">LM CT106</a>	<b>TOTAL WK TO DATE VOLUME:</b>	<b>296,406</b>
<b>Committed:</b>	<b>138,405</b>	<b>Delivered:</b> <b>78,869</b>

<a href="#">LM CT118</a>	<b>TX-OK-NM</b>	<a href="#">LM CT109</a>
<b>Neg. Cash Volume:</b>	989	<b>Dressed Formula Vol:</b> 14,611
Live Steer Avg:	\$164.42	Steer/Heifer Avg: \$257.18
Live Heifer Avg:	\$164.29	<b>Dressed Neg. Grid Vol:</b> 0
Dressed Steer Avg:	N/A	Steer/Heifer Avg: N/A
Dressed Heifer Avg:	N/A	<b>TOTAL VOLUME:</b> <b>15,600</b>
<a href="#">LM CT106</a>	<b>TOTAL WK TO DATE VOLUME:</b>	<b>69,377</b>
<b>Committed:</b>	<b>34,153</b>	<b>Delivered:</b> <b>12,474</b>

<a href="#">LM CT121</a>	<b>KANSAS</b>	<a href="#">LM CT109</a>
<b>Neg. Cash Volume:</b>	3,133	<b>Dressed Formula Vol:</b> 13,685
Live Steer Avg:	\$164.00	Steer/Heifer Avg: \$260.70
Live Heifer Avg:	\$164.00	<b>Dressed Neg. Grid Vol:</b> 564
Dressed Steer Avg:	\$260.00	Steer/Heifer Avg: \$258.59
Dressed Heifer Avg:	N/A	<b>TOTAL VOLUME:</b> <b>17,382</b>
<a href="#">LM CT106</a>	<b>TOTAL WK TO DATE VOLUME:</b>	<b>74,011</b>
<b>Committed:</b>	<b>30,601</b>	<b>Delivered:</b> <b>19,593</b>

<a href="#">LM CT124</a>	<b>NEBRASKA</b>	<a href="#">LM CT109</a>
<b>Neg. Cash Volume:</b>	20,375	<b>Dressed Formula Vol:</b> 8,287
Live Steer Avg:	\$164.00	Steer/Heifer Avg: \$267.45
Live Heifer Avg:	\$163.94	<b>Dressed Neg. Grid Vol:</b> 2,477
Dressed Steer Avg:	\$261.30	Steer/Heifer Avg: \$258.22
Dressed Heifer Avg:	\$261.93	<b>TOTAL VOLUME:</b> <b>31,139</b>
<a href="#">LM CT106</a>	<b>TOTAL WK TO DATE VOLUME:</b>	<b>79,833</b>
<b>Committed:</b>	<b>36,592</b>	<b>Delivered:</b> <b>24,876</b>

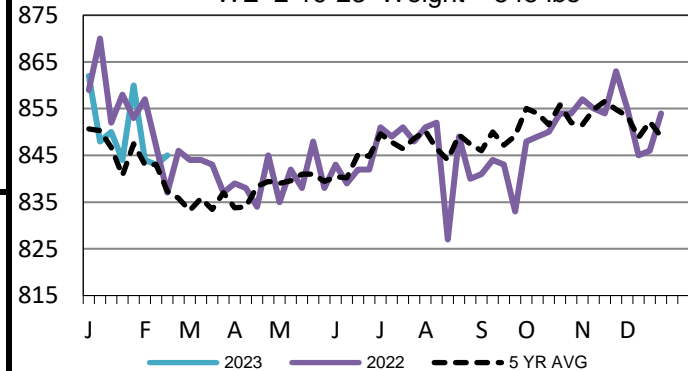
<a href="#">LM CT134</a>	<b>COLORADO</b>	<a href="#">LM CT109</a>
<b>Neg. Cash Volume:</b>	0	<b>Dressed Formula Vol:</b> 5,028
Live Steer Avg:	N/A	Steer/Heifer Avg: \$260.40
Live Heifer Avg:	N/A	<b>Dressed Neg. Grid Vol:</b> 300
Dressed Steer Avg:	N/A	Steer/Heifer Avg: \$258.34
Dressed Heifer Avg:	N/A	<b>TOTAL VOLUME:</b> <b>5,328</b>
<a href="#">LM CT106</a>	<b>TOTAL WK TO DATE VOLUME:</b>	<b>27,859</b>
<b>Committed:</b>	<b>20,525</b>	<b>Delivered:</b> <b>7,612</b>

<a href="#">LM CT137</a>	<b>IA-MN</b>	<a href="#">LM CT109</a>
<b>Neg. Cash Volume:</b>	6,051	<b>Dressed Formula Vol:</b> 3,949
Live Steer Avg:	\$163.49	Steer/Heifer Avg: \$259.46
Live Heifer Avg:	\$163.25	<b>Dressed Neg. Grid Vol:</b> 744
Dressed Steer Avg:	\$262.00	Steer/Heifer Avg: \$262.18
Dressed Heifer Avg:	\$261.72	<b>TOTAL VOLUME:</b> <b>10,744</b>
<a href="#">LM CT106</a>	<b>TOTAL WK TO DATE VOLUME:</b>	<b>47,187</b>
<b>Committed:</b>	<b>16,534</b>	<b>Delivered:</b> <b>14,314</b>

On Friday in Kansas negotiated trade was slow on light demand. Compared to last week live traded 2.00 higher at 162.00, on a light test. In Nebraska negotiated trade was moderate to active with good demand. Live traded steady to 1.00 higher at 164.00, when compared to the last reported market on Thursday. Compared to last week, the bulk of dressed, traded mostly 5.00 higher at 262.00. In the Western Cornbelt negotiated trade was slow with light to moderate demand. Live traded steady to 1.00 lower from 163.00-164.00 and dressed traded 2.00 higher at 262.00, both live and dressed compared to the last reported market on Thursday. In the Texas Panhandle negotiated trade was mostly inactive on light demand. The latest established market was last week with live purchases at 162.00.

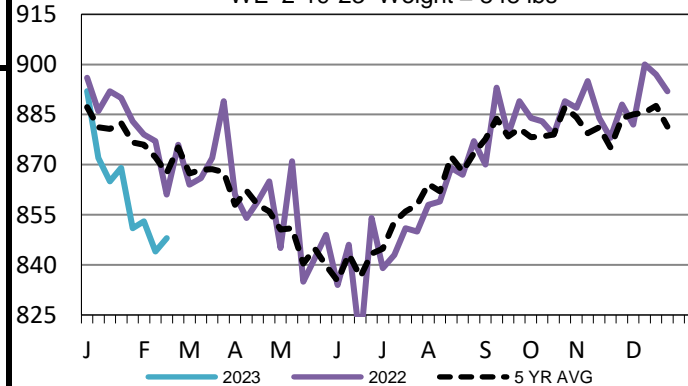
## TX-OK-NM Formula Carcass Weights

WE 2-19-23 Weight = 845 lbs



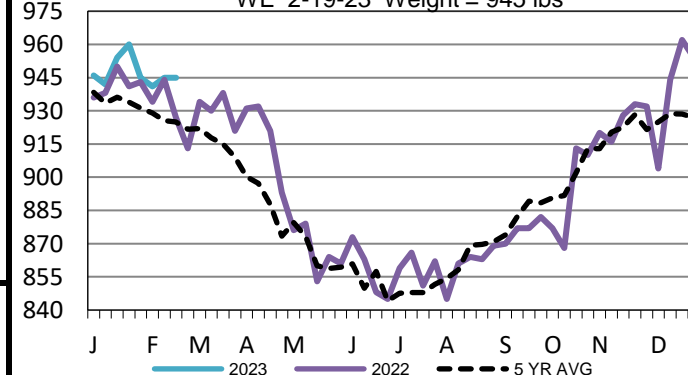
## Colorado Formula Carcass Weights

WE 2-19-23 Weight = 848 lbs



## Iowa-Minnesota Formula Carcass Weights

WE 2-19-23 Weight = 945 lbs



## USDA Livestock, Poultry and Grain Market News

Kansas City, MO

Phone: 816-676-7000

[stjoe.lpgmn@ams.usda.gov](mailto:stjoe.lpgmn@ams.usda.gov)