

Daily Direct Steer and Heifer Slaughter Cattle Summary

For Trade on:

Thursday, February 23, 2023

LM CT100	5-AREA	LM CT109
Neg. Cash Volume:	25,816	Dressed Formula Vol: 52,191
Live Steer Avg:	\$163.92	Steer/Heifer Avg: \$260.96
Live Heifer Avg:	\$164.03	Dressed Neg. Grid Vol: 3,623
Dressed Steer Avg:	\$259.93	Steer/Heifer Avg: \$257.91
Dressed Heifer Avg:	\$260.70	TOTAL VOLUME: .

LM CT106	TOTAL WK TO DATE VOLUME:	216,431
Committed:	54,749	Delivered: 78,737

LM CT118	TX-OK-NM	LM CT109
Neg. Cash Volume:	945	Dressed Formula Vol: 13,815
Live Steer Avg:	\$164.00	Steer/Heifer Avg: \$257.93
Live Heifer Avg:	\$164.00	Dressed Neg. Grid Vol: 0
Dressed Steer Avg:	N/A	Steer/Heifer Avg: N/A
Dressed Heifer Avg:	N/A	TOTAL VOLUME: 14,760

LM CT106	TOTAL WK TO DATE VOLUME:	53,777
Committed:	7,349	Delivered: 22,411

LM CT121	KANSAS	LM CT109
Neg. Cash Volume:	920	Dressed Formula Vol: 13,425
Live Steer Avg:	\$164.00	Steer/Heifer Avg: \$260.71
Live Heifer Avg:	\$164.00	Dressed Neg. Grid Vol: 638
Dressed Steer Avg:	\$260.00	Steer/Heifer Avg: \$257.36
Dressed Heifer Avg:	N/A	TOTAL VOLUME: 14,983

LM CT106	TOTAL WK TO DATE VOLUME:	56,628
Committed:	11,361	Delivered: 18,655

LM CT124	NEBRASKA	LM CT109
Neg. Cash Volume:	8,243	Dressed Formula Vol: 13,714
Live Steer Avg:	\$163.79	Steer/Heifer Avg: \$263.66
Live Heifer Avg:	\$163.46	Dressed Neg. Grid Vol: 1,965
Dressed Steer Avg:	\$260.00	Steer/Heifer Avg: \$257.19
Dressed Heifer Avg:	\$260.00	TOTAL VOLUME: 23,922

LM CT106	TOTAL WK TO DATE VOLUME:	48,694
Committed:	14,200	Delivered: 21,724

LM CT134	COLORADO	LM CT109
Neg. Cash Volume:	0	Dressed Formula Vol: 6,914
Live Steer Avg:	N/A	Steer/Heifer Avg: \$263.91
Live Heifer Avg:	N/A	Dressed Neg. Grid Vol: 206
Dressed Steer Avg:	N/A	Steer/Heifer Avg: \$261.80
Dressed Heifer Avg:	N/A	TOTAL VOLUME: 7,120

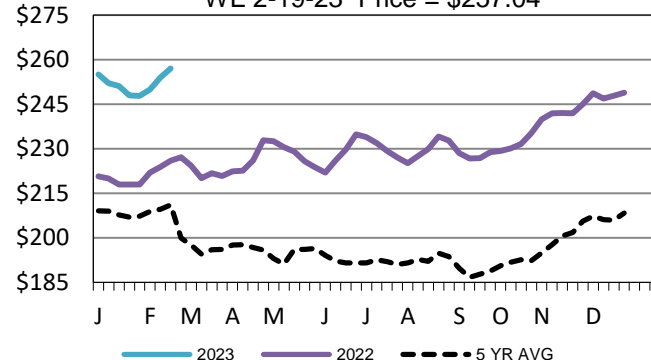
LM CT106	TOTAL WK TO DATE VOLUME:	22,531
Committed:	6,240	Delivered: 5,988

LM CT137	IA-MN	LM CT109
Neg. Cash Volume:	15,708	Dressed Formula Vol: 4,592
Live Steer Avg:	\$163.99	Steer/Heifer Avg: \$259.30
Live Heifer Avg:	\$164.36	Dressed Neg. Grid Vol: 1,114
Dressed Steer Avg:	\$259.00	Steer/Heifer Avg: \$258.79
Dressed Heifer Avg:	\$261.36	TOTAL VOLUME: 21,414

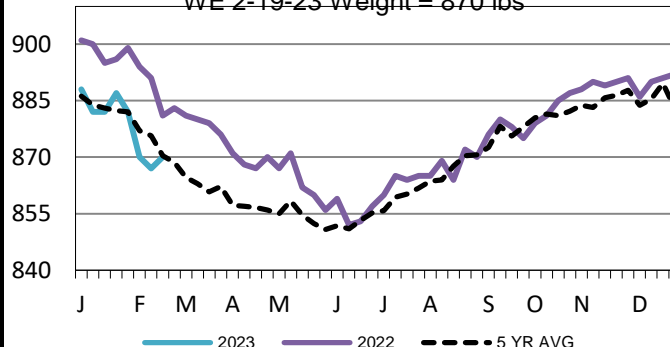
LM CT106	TOTAL WK TO DATE VOLUME:	36,443
Committed:	15,599	Delivered: 9,959

On Thursday in the Western Cornbelt negotiated cash trade was moderate on good demand. Compared to last week live purchases ranged from 164.00-166.00, with the bulk 2.00-4.00 higher at 164.00, and dressed purchases, on a light test, traded 3.00-6.00 higher at 260.00. In Nebraska negotiated cash trade was slow on moderate demand. Compared to last week live purchases traded 3.00-4.00 higher from 163.00-164.00, a test was noted. Not enough dressed purchases for a market trend. Last week dressed purchases traded at 257.00. On Thursday in the Southern Plains negotiated cash trade was mostly inactive on light demand. Not enough purchases for a market trend in any region. The latest established market in the Southern Plains was last week with live purchases at 162.00.

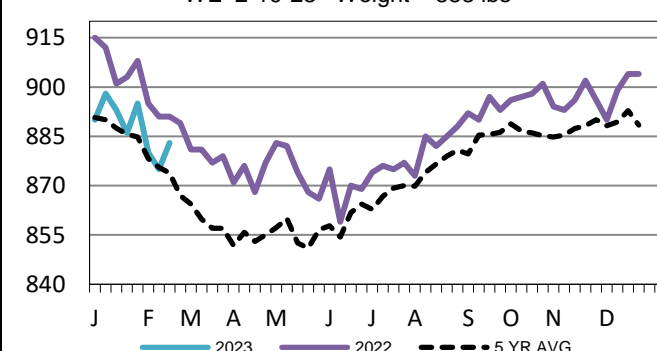
Nebraska Weekly DressedSteer Weighted Avg
WE 2-19-23 Price = \$257.04



5-Area Formula Carcass Weight
WE 2-19-23 Weight = 870 lbs



Kansas Formula Carcass Weights
WE 2-19-23 Weight = 883 lbs



USDA Livestock, Poultry and Grain Market News

Kansas City, MO

Phone: 816-676-7000

stjoe.lpgmn@ams.usda.gov