

Daily Direct Steer and Heifer Slaughter Cattle Summary

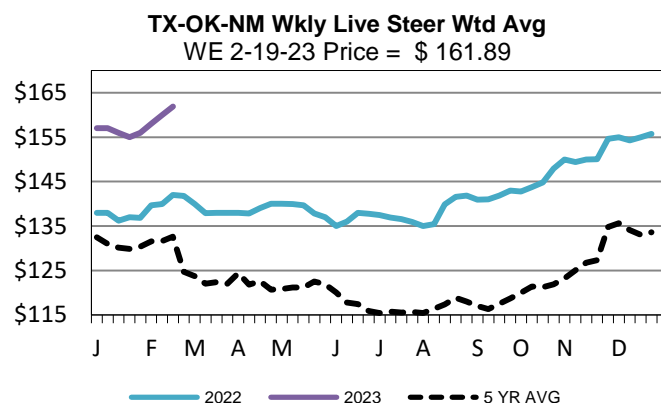
For Trade on:

Wednesday, February 22, 2023

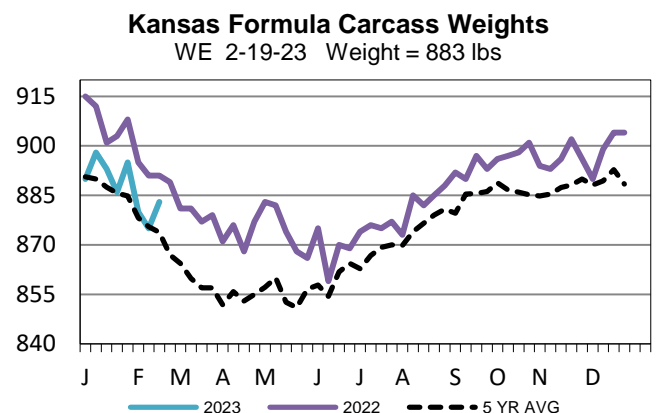
LM CT100	5-AREA	LM CT109	
Neg. Cash Volume:	954	Dressed Formula Vol:	31,058
Live Steer Avg:	\$161.33	Steer/Heifer Avg:	\$259.81
Live Heifer Avg:	\$162.95	Dressed Neg. Grid Vol:	4,505
Dressed Steer Avg:	N/A	Steer/Heifer Avg:	\$257.51
Dressed Heifer Avg:	N/A	TOTAL VOLUME:	.
LM CT106	TOTAL WK TO DATE VOLUME:		134,811
Committed:	51,890	Delivered:	67,952

On Wednesday in the Southern Plains negotiated cash trade was at a standstill. In Nebraska and Western Cornbelt negotiated cash trade was mostly inactive on very light demand. Not enough purchases for a market trend. The latest established market in these regions was last week. In the Southern Plains live purchase traded at 162.00. In Nebraska live purchases from 159.00-161.00 and dressed purchases at 257.00. In the Western Cornbelt live purchases from 160.00-162.00 and dressed purchases from 254.00-257.00.

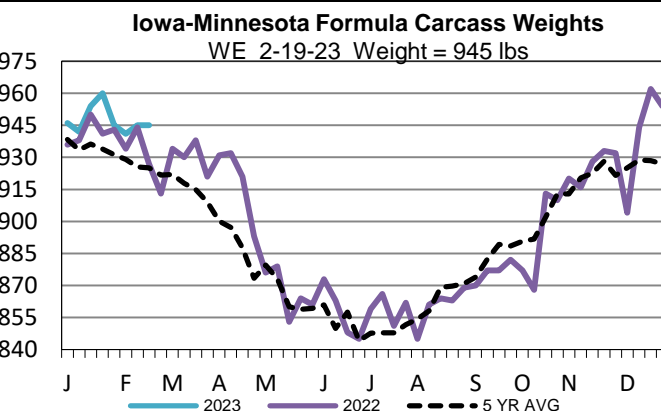
LM CT118	TX-OK-NM	LM CT109	
Neg. Cash Volume:	0	Dressed Formula Vol:	9,568
Live Steer Avg:	N/A	Steer/Heifer Avg:	\$256.83
Live Heifer Avg:	N/A	Dressed Neg. Grid Vol:	0
Dressed Steer Avg:	N/A	Steer/Heifer Avg:	N/A
Dressed Heifer Avg:	N/A	TOTAL VOLUME:	9,568
LM CT106	TOTAL WK TO DATE VOLUME:		39,017
Committed:	9,607	Delivered:	15,767



LM CT121	KANSAS	LM CT109	
Neg. Cash Volume:	0	Dressed Formula Vol:	8,059
Live Steer Avg:	N/A	Steer/Heifer Avg:	\$258.98
Live Heifer Avg:	N/A	Dressed Neg. Grid Vol:	770
Dressed Steer Avg:	N/A	Steer/Heifer Avg:	\$262.48
Dressed Heifer Avg:	N/A	TOTAL VOLUME:	8,829
LM CT106	TOTAL WK TO DATE VOLUME:		41,645
Committed:	21,189	Delivered:	17,347



LM CT124	NEBRASKA	LM CT109	
Neg. Cash Volume:	72	Dressed Formula Vol:	7,727
Live Steer Avg:	\$161.00	Steer/Heifer Avg:	\$264.29
Live Heifer Avg:	N/A	Dressed Neg. Grid Vol:	2,241
Dressed Steer Avg:	N/A	Steer/Heifer Avg:	\$256.49
Dressed Heifer Avg:	N/A	TOTAL VOLUME:	10,040
LM CT106	TOTAL WK TO DATE VOLUME:		24,772
Committed:	12,711	Delivered:	18,763



LM CT134	COLORADO	LM CT109	
Neg. Cash Volume:	0	Dressed Formula Vol:	1,976
Live Steer Avg:	N/A	Steer/Heifer Avg:	\$258.48
Live Heifer Avg:	N/A	Dressed Neg. Grid Vol:	428
Dressed Steer Avg:	N/A	Steer/Heifer Avg:	\$253.79
Dressed Heifer Avg:	N/A	TOTAL VOLUME:	2,404
LM CT106	TOTAL WK TO DATE VOLUME:		15,411
Committed:	4.466	Delivered:	7.327

LM CT137	IA-MN	LM CT109	
Neg. Cash Volume:	882	Dressed Formula Vol:	3,964
Live Steer Avg:	\$162.00	Steer/Heifer Avg:	\$260.47
Live Heifer Avg:	\$162.95	Dressed Neg. Grid Vol:	1,171
Dressed Steer Avg:	N/A	Steer/Heifer Avg:	\$257.95
Dressed Heifer Avg:	N/A	TOTAL VOLUME:	6,017
LM CT106	TOTAL WK TO DATE VOLUME:		15,029
Committed:	3,917	Delivered:	8,748

USDA Livestock, Poultry and Grain Market News

Kansas City, MO

Phone: 816-676-7000

stjoe.lpgmn@ams.usda.gov