

Daily Direct Steer and Heifer Slaughter Cattle Summary

For Trade on:

Tuesday, February 21, 2023

LM CT100	5-AREA	LM CT109
Neg. Cash Volume:	6,587	Dressed Formula Vol: 50,074
Live Steer Avg:	\$162.40	Steer/Heifer Avg: \$260.39
Live Heifer Avg:	\$162.62	Dressed Neg. Grid Vol: 2,238
Dressed Steer Avg:	N/A	Steer/Heifer Avg: \$257.06
Dressed Heifer Avg:	N/A	TOTAL VOLUME: .
LM CT106	TOTAL WK TO DATE VOLUME:	98,294
Committed:	53,054	Delivered: 77,412

LM CT118	TX-OK-NM	LM CT109
Neg. Cash Volume:	0	Dressed Formula Vol: 18,656
Live Steer Avg:	N/A	Steer/Heifer Avg: \$258.14
Live Heifer Avg:	N/A	Dressed Neg. Grid Vol: 16
Dressed Steer Avg:	N/A	Steer/Heifer Avg: \$242.77
Dressed Heifer Avg:	N/A	TOTAL VOLUME: 18,672
LM CT106	TOTAL WK TO DATE VOLUME:	29,449
Committed:	15,357	Delivered: 20,230

LM CT121	KANSAS	LM CT109
Neg. Cash Volume:	0	Dressed Formula Vol: 17,121
Live Steer Avg:	N/A	Steer/Heifer Avg: \$258.89
Live Heifer Avg:	N/A	Dressed Neg. Grid Vol: 157
Dressed Steer Avg:	N/A	Steer/Heifer Avg: \$253.81
Dressed Heifer Avg:	N/A	TOTAL VOLUME: 17,278
LM CT106	TOTAL WK TO DATE VOLUME:	32,816
Committed:	14,759	Delivered: 19,545

LM CT124	NEBRASKA	LM CT109
Neg. Cash Volume:	2,054	Dressed Formula Vol: 6,846
Live Steer Avg:	\$161.01	Steer/Heifer Avg: \$266.10
Live Heifer Avg:	\$161.00	Dressed Neg. Grid Vol: 1,099
Dressed Steer Avg:	N/A	Steer/Heifer Avg: \$256.41
Dressed Heifer Avg:	N/A	TOTAL VOLUME: 9,999
LM CT106	TOTAL WK TO DATE VOLUME:	14,732
Committed:	11,737	Delivered: 18,862

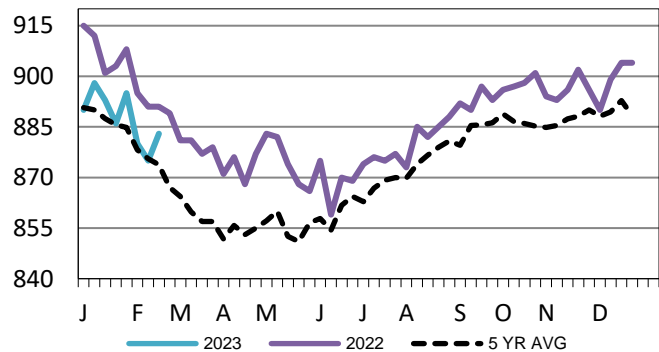
LM CT134	COLORADO	LM CT109
Neg. Cash Volume:	0	Dressed Formula Vol: 5,981
Live Steer Avg:	N/A	Steer/Heifer Avg: \$266.00
Live Heifer Avg:	N/A	Dressed Neg. Grid Vol: 365
Dressed Steer Avg:	N/A	Steer/Heifer Avg: \$260.34
Dressed Heifer Avg:	N/A	TOTAL VOLUME: 6,346
LM CT106	TOTAL WK TO DATE VOLUME:	13,007
Committed:	3,125	Delivered: 7,436

LM CT137	IA-MN	LM CT109
Neg. Cash Volume:	4,533	Dressed Formula Vol: 1,964
Live Steer Avg:	\$163.63	Steer/Heifer Avg: \$257.84
Live Heifer Avg:	\$162.94	Dressed Neg. Grid Vol: 601
Dressed Steer Avg:	N/A	Steer/Heifer Avg: \$257.48
Dressed Heifer Avg:	N/A	TOTAL VOLUME: 7,098
LM CT106	TOTAL WK TO DATE VOLUME:	9,012
Committed:	8,076	Delivered: 11,339

On Tuesday in Nebraska and Western Cornbelt negotiated cash trading was limited on light demand. A few live purchases in Nebraska traded at 161.00. A few live purchases in the Western Cornbelt traded from 162.00-164.00. However, not enough purchases for a market trend. Negotiated cash trading was at a standstill in the Southern Plains. The latest established market in these regions was last week. In the Southern Plains live purchase traded at 162.00. In Nebraska live purchases from 159.00-161.00 and dressed purchases at 257.00. In the Western Cornbelt live purchases from 160.00-162.00 and dressed purchases from 254.00-257.00.

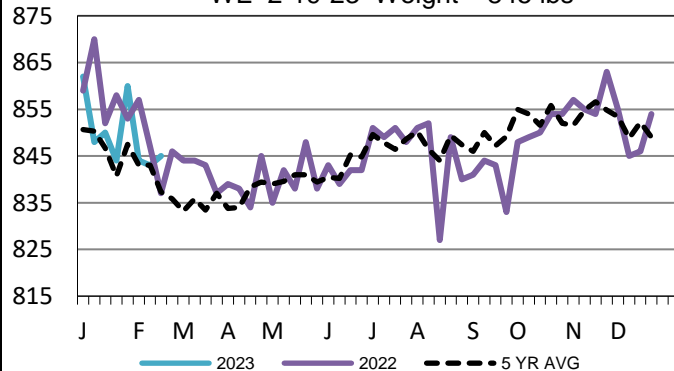
Kansas Formula Carcass Weights

WE 2-19-23 Weight = 883 lbs



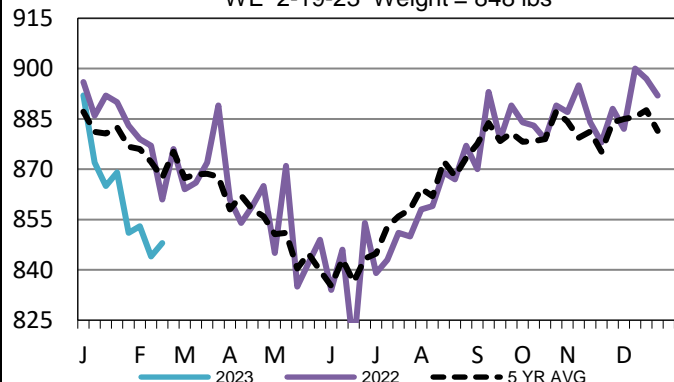
TX-OK-NM Formula Carcass Weights

WE 2-19-23 Weight = 845 lbs



Colorado Formula Carcass Weights

WE 2-19-23 Weight = 848 lbs



USDA Livestock, Poultry and Grain Market News

Kansas City, MO

Phone: 816-676-7000

stjoe.lpgmn@ams.usda.gov