

Daily Direct Steer and Heifer Slaughter Cattle Summary

For Trade on:

Thursday, February 16, 2023

LM CT100	5-AREA	LM CT109
Neg. Cash Volume:	20,443	Dressed Formula Vol: 49,614
Live Steer Avg:	\$160.71	Steer/Heifer Avg: \$258.11
Live Heifer Avg:	\$160.21	Dressed Neg. Grid Vol: 3,646
Dressed Steer Avg:	\$256.89	Steer/Heifer Avg: \$255.11
Dressed Heifer Avg:	\$256.54	TOTAL VOLUME: 73,703
LM CT106	TOTAL WK TO DATE VOLUME:	222,290
Committed:	70,897	Delivered: 80,404

LM CT118	TX-OK-NM	LM CT109
Neg. Cash Volume:	0	Dressed Formula Vol: 15,824
Live Steer Avg:	N/A	Steer/Heifer Avg: \$255.57
Live Heifer Avg:	N/A	Dressed Neg. Grid Vol: 0
Dressed Steer Avg:	N/A	Steer/Heifer Avg: N/A
Dressed Heifer Avg:	N/A	TOTAL VOLUME: 15,824
LM CT106	TOTAL WK TO DATE VOLUME:	53,755
Committed:	16,883	Delivered: 5,031

LM CT121	KANSAS	LM CT109
Neg. Cash Volume:	278	Dressed Formula Vol: 11,601
Live Steer Avg:	\$161.00	Steer/Heifer Avg: \$258.90
Live Heifer Avg:	N/A	Dressed Neg. Grid Vol: 302
Dressed Steer Avg:	\$257.00	Steer/Heifer Avg: \$251.06
Dressed Heifer Avg:	N/A	TOTAL VOLUME: 12,181
LM CT106	TOTAL WK TO DATE VOLUME:	56,170
Committed:	18,106	Delivered: 15,044

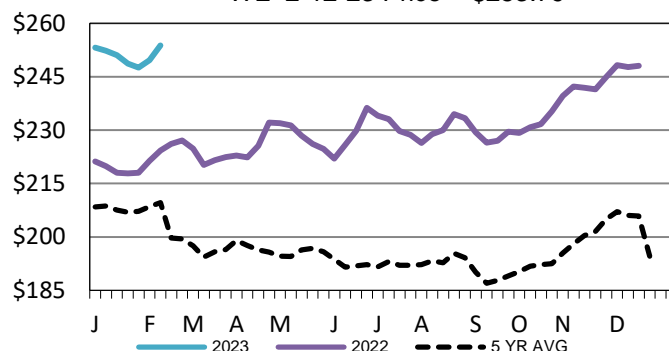
LM CT124	NEBRASKA	LM CT109
Neg. Cash Volume:	10,283	Dressed Formula Vol: 12,987
Live Steer Avg:	\$159.95	Steer/Heifer Avg: \$260.69
Live Heifer Avg:	\$159.94	Dressed Neg. Grid Vol: 1,816
Dressed Steer Avg:	\$256.96	Steer/Heifer Avg: \$255.30
Dressed Heifer Avg:	\$256.74	TOTAL VOLUME: 25,086
LM CT106	TOTAL WK TO DATE VOLUME:	58,128
Committed:	16,488	Delivered: 36,315

LM CT134	COLORADO	LM CT109
Neg. Cash Volume:	0	Dressed Formula Vol: 6,737
Live Steer Avg:	N/A	Steer/Heifer Avg: \$257.87
Live Heifer Avg:	N/A	Dressed Neg. Grid Vol: 0
Dressed Steer Avg:	N/A	Steer/Heifer Avg: N/A
Dressed Heifer Avg:	N/A	TOTAL VOLUME: 6,737
LM CT106	TOTAL WK TO DATE VOLUME:	19,828
Committed:	6,863	Delivered: 8,112

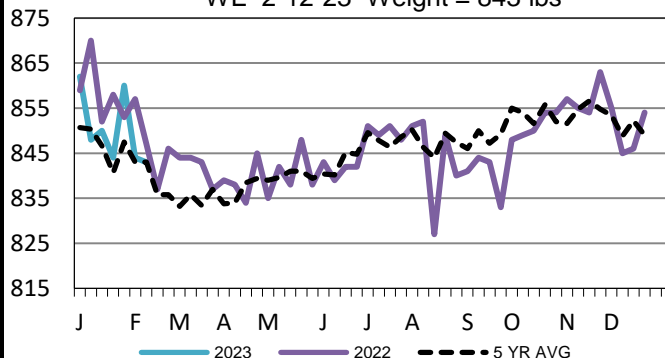
LM CT137	IA-MN	LM CT109
Neg. Cash Volume:	9,882	Dressed Formula Vol: 2,684
Live Steer Avg:	\$161.57	Steer/Heifer Avg: \$257.98
Live Heifer Avg:	\$160.68	Dressed Neg. Grid Vol: 1,528
Dressed Steer Avg:	\$256.85	Steer/Heifer Avg: \$255.69
Dressed Heifer Avg:	\$256.08	TOTAL VOLUME: 14,094
LM CT106	TOTAL WK TO DATE VOLUME:	34,862
Committed:	12,557	Delivered: 15,902

On Thursday cash trading was slow to moderate with moderate demand in Nebraska and Western Cornbelt. In Nebraska, compared to last week, dressed purchases traded 3.00 higher at 257.00. Live purchases, when compared to the last reported market on Wednesday, traded steady to 1.00 higher at 160.00. In the Western Cornbelt, compared to last week, dressed purchases traded 3.00 higher at 257.00. Live purchases, when compared to the last reported market on Wednesday, traded steady to 2.00 higher at 162.00. In Kansas negotiated cash trading was mostly inactive on light demand. Not enough purchases for a market trend. In the Texas Panhandle negotiated cash trading was at a standstill. In Kansas last week live purchases traded from 160.00-161.00. In the Texas Panhandle live purchases traded at 160.00.

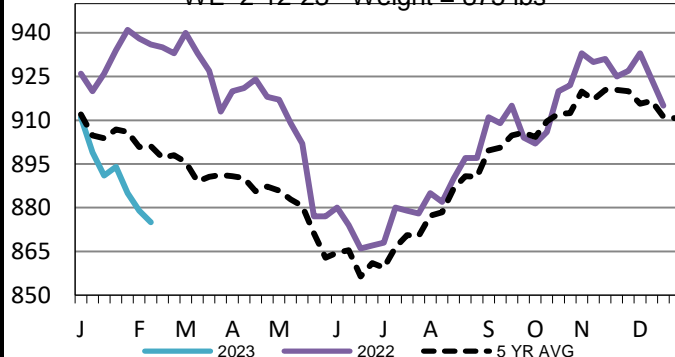
Iowa-Minnesota Wkly Dress Steer Wtd Avg
WE 2-12-23 Price = \$253.79



TX-OK-NM Formula Carcass Weights
WE 2-12-23 Weight = 843 lbs



Nebraska Formula Carcass Weights
WE 2-12-23 Weight = 875 lbs



USDA Livestock, Poultry and Grain Market News

Kansas City, MO

Phone: 816-676-7000

stjoe.lpgmn@ams.usda.gov