

Daily Direct Steer and Heifer Slaughter Cattle Summary

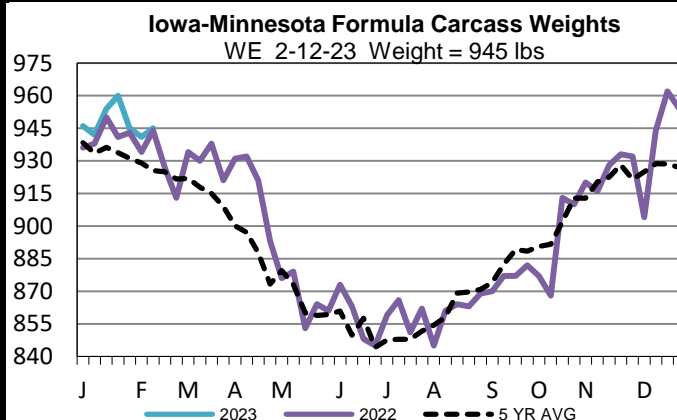
For Trade on:

Monday, February 13, 2023

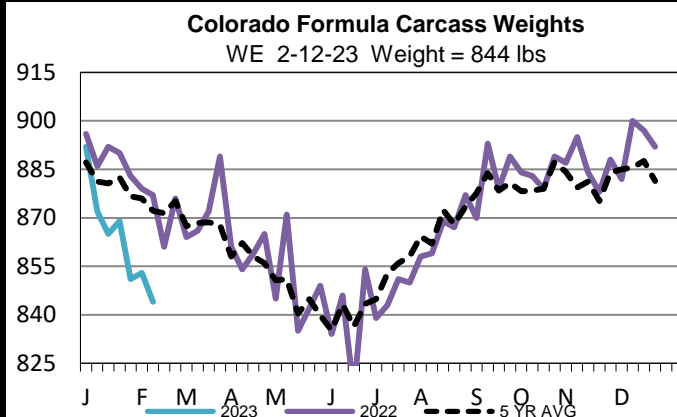
LM CT100	5-AREA	LM CT109
Neg. Cash Volume:	585	Dressed Formula Vol: 46,759
Live Steer Avg:	\$157.00	Steer/Heifer Avg: \$255.10
Live Heifer Avg:	\$159.50	Dressed Neg. Grid Vol: 3,139
Dressed Steer Avg:	\$254.00	Steer/Heifer Avg: \$254.14
Dressed Heifer Avg:	N/A	TOTAL VOLUME: 50,483
LM CT106	TOTAL WK TO DATE VOLUME: 50,480	
Committed:	68,912	Delivered: 72,161

On Monday negotiated cash trading was at a standstill in the Southern Plains. In Nebraska and Western Cornbelt negotiated cash trading was mostly inactive on very light demand. Not enough purchases for a market trend. Last week was the latest established market in these regions. In the Texas Panhandle live purchases traded at 160.00. In Kansas live purchases traded from 160.00-161.00. In Nebraska live and dressed purchases traded from 157.00-160.00 and at 254.00, respectively. In the Western Cornbelt live and dressed purchases traded at 160.00 and at 254.00, respectively.

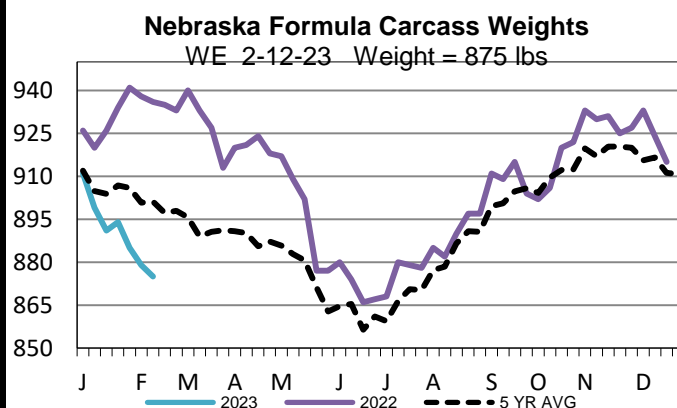
LM CT118	TX-OK-NM	LM CT109
Neg. Cash Volume:	0	Dressed Formula Vol: 14,754
Live Steer Avg:	N/A	Steer/Heifer Avg: \$252.94
Live Heifer Avg:	N/A	Dressed Neg. Grid Vol: 0
Dressed Steer Avg:	N/A	Steer/Heifer Avg: N/A
Dressed Heifer Avg:	N/A	TOTAL VOLUME: 14,754
LM CT106	TOTAL WK TO DATE VOLUME: 14,754	
Committed:	27,449	Delivered: 17,636



LM CT121	KANSAS	LM CT109
Neg. Cash Volume:	0	Dressed Formula Vol: 17,747
Live Steer Avg:	N/A	Steer/Heifer Avg: \$255.43
Live Heifer Avg:	N/A	Dressed Neg. Grid Vol: 338
Dressed Steer Avg:	N/A	Steer/Heifer Avg: \$251.57
Dressed Heifer Avg:	N/A	TOTAL VOLUME: 18,085
LM CT106	TOTAL WK TO DATE VOLUME: 18,085	
Committed:	12,382	Delivered: 18,976



LM CT124	NEBRASKA	LM CT109
Neg. Cash Volume:	240	Dressed Formula Vol: 7,568
Live Steer Avg:	\$157.00	Steer/Heifer Avg: \$257.58
Live Heifer Avg:	N/A	Dressed Neg. Grid Vol: 1,730
Dressed Steer Avg:	N/A	Steer/Heifer Avg: \$254.32
Dressed Heifer Avg:	N/A	TOTAL VOLUME: 9,538
LM CT106	TOTAL WK TO DATE VOLUME: 9,538	
Committed:	14,301	Delivered: 18,931



LM CT134	COLORADO	LM CT109
Neg. Cash Volume:	0	Dressed Formula Vol: 4,259
Live Steer Avg:	N/A	Steer/Heifer Avg: \$257.46
Live Heifer Avg:	N/A	Dressed Neg. Grid Vol: 0
Dressed Steer Avg:	N/A	Steer/Heifer Avg: N/A
Dressed Heifer Avg:	N/A	TOTAL VOLUME: 4,259
LM CT106	TOTAL WK TO DATE VOLUME: 4,259	
Committed:	4,611	Delivered: 6,432

LM CT137	IA-MN	LM CT109
Neg. Cash Volume:	345	Dressed Formula Vol: 2,431
Live Steer Avg:	N/A	Steer/Heifer Avg: \$253.89
Live Heifer Avg:	\$159.50	Dressed Neg. Grid Vol: 1,146
Dressed Steer Avg:	\$254.00	Steer/Heifer Avg: \$254.50
Dressed Heifer Avg:	N/A	TOTAL VOLUME: 3,922
LM CT106	TOTAL WK TO DATE VOLUME: 3,922	
Committed:	10,169	Delivered: 10,186

USDA Livestock, Poultry and Grain Market News

Kansas City, MO

Phone: 816-676-7000

stjoe.lpgmn@ams.usda.gov