

Daily Direct Steer and Heifer Slaughter Cattle Summary

For Trade on:

Thursday, February 09, 2023

LM CT100	5-AREA	LM CT109
Neg. Cash Volume:	43,317	Dressed Formula Vol: 44,167
Live Steer Avg:	\$159.15	Steer/Heifer Avg: \$255.35
Live Heifer Avg:	\$159.53	Dressed Neg. Grid Vol: 2,006
Dressed Steer Avg:	\$253.92	Steer/Heifer Avg: \$254.35
Dressed Heifer Avg:	\$253.49	TOTAL VOLUME: 89,490
LM CT106	TOTAL WK TO DATE VOLUME:	231,471
Committed:	77,238	Delivered: 68,010

LM CT118	TX-OK-NM	LM CT109
Neg. Cash Volume:	0	Dressed Formula Vol: 11,656
Live Steer Avg:	N/A	Steer/Heifer Avg: \$252.88
Live Heifer Avg:	N/A	Dressed Neg. Grid Vol: 0
Dressed Steer Avg:	N/A	Steer/Heifer Avg: N/A
Dressed Heifer Avg:	N/A	TOTAL VOLUME: 11,656
LM CT106	TOTAL WK TO DATE VOLUME:	49,689
Committed:	3,492	Delivered: 16,089

LM CT121	KANSAS	LM CT109
Neg. Cash Volume:	40	Dressed Formula Vol: 12,429
Live Steer Avg:	N/A	Steer/Heifer Avg: \$255.84
Live Heifer Avg:	N/A	Dressed Neg. Grid Vol: 335
Dressed Steer Avg:	N/A	Steer/Heifer Avg: \$249.31
Dressed Heifer Avg:	N/A	TOTAL VOLUME: 12,804
LM CT106	TOTAL WK TO DATE VOLUME:	58,790
Committed:	12,466	Delivered: 18,140

LM CT124	NEBRASKA	LM CT109
Neg. Cash Volume:	18,147	Dressed Formula Vol: 10,844
Live Steer Avg:	\$157.45	Steer/Heifer Avg: \$257.55
Live Heifer Avg:	\$158.00	Dressed Neg. Grid Vol: 760
Dressed Steer Avg:	\$253.97	Steer/Heifer Avg: \$253.26
Dressed Heifer Avg:	\$253.74	TOTAL VOLUME: 29,751
LM CT106	TOTAL WK TO DATE VOLUME:	61,716
Committed:	29,691	Delivered: 16,958

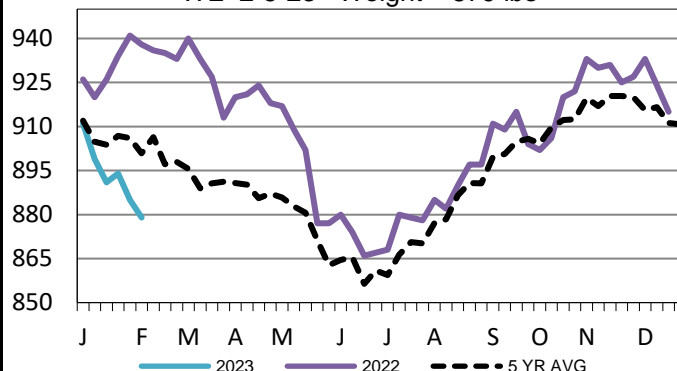
LM CT134	COLORADO	LM CT109
Neg. Cash Volume:	0	Dressed Formula Vol: 5,783
Live Steer Avg:	N/A	Steer/Heifer Avg: \$256.72
Live Heifer Avg:	N/A	Dressed Neg. Grid Vol: 0
Dressed Steer Avg:	N/A	Steer/Heifer Avg: N/A
Dressed Heifer Avg:	N/A	TOTAL VOLUME: 5,783
LM CT106	TOTAL WK TO DATE VOLUME:	19,355
Committed:	1,325	Delivered: 6,231

LM CT137	IA-MN	LM CT109
Neg. Cash Volume:	25,130	Dressed Formula Vol: 3,847
Live Steer Avg:	\$159.59	Steer/Heifer Avg: \$253.46
Live Heifer Avg:	\$159.58	Dressed Neg. Grid Vol: 922
Dressed Steer Avg:	\$253.81	Steer/Heifer Avg: \$257.06
Dressed Heifer Avg:	\$253.02	TOTAL VOLUME: 29,899
LM CT106	TOTAL WK TO DATE VOLUME:	39,722
Committed:	30,264	Delivered: 10,592

On Thursday in the Western Cornbelt negotiated cash traded was moderate to active with good demand. Compared to last week live ranged from 158.00-160.00, with the bulk steady to 4.00 higher at 160.00, and dressed traded mostly 4.00 higher at 254.00. In Nebraska negotiated cash trade was moderate with good demand. Compared to last week dressed traded mostly 4.00 higher at 254.00. Not enough live trades for a full market trend. Last week live traded from 155.00-159.00. In the Southern Plains negotiated cash trade was mostly inactive on very light demand. Not enough trades in the Southern plains for a market trend. The latest established market was last week. In the Texas Panhandle live traded at 158.00. In Kansas live traded from 158.00-159.00.

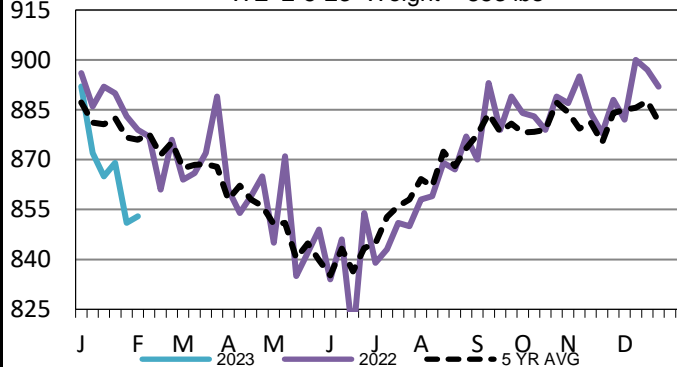
Nebraska Formula Carcass Weights

WE 2-5-23 Weight = 879 lbs



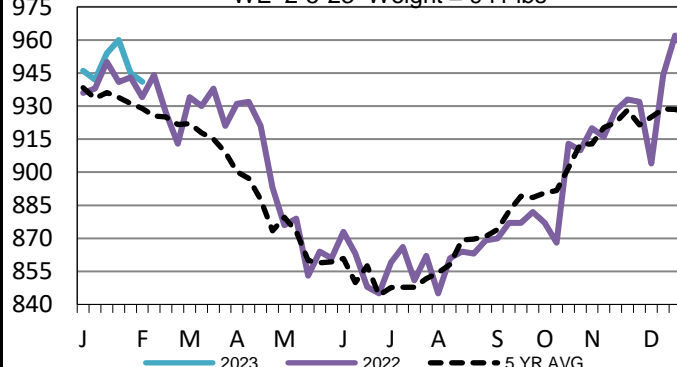
Colorado Formula Carcass Weights

WE 2-5-23 Weight = 853 lbs



Iowa-Minnesota Formula Carcass Weights

WE 2-5-23 Weight = 941 lbs



USDA Livestock, Poultry and Grain Market News

Kansas City, MO

Phone: 816-676-7000

stjoe.lpgmn@ams.usda.gov