

Daily Direct Steer and Heifer Slaughter Cattle Summary

For Trade on:

Tuesday, February 07, 2023

LM CT100	5-AREA	LM CT109
Neg. Cash Volume:	2,539	Dressed Formula Vol: 44,721
Live Steer Avg:	\$158.91	Steer/Heifer Avg: \$254.57
Live Heifer Avg:	\$159.00	Dressed Neg. Grid Vol: 4,432
Dressed Steer Avg:	N/A	Steer/Heifer Avg: \$253.92
Dressed Heifer Avg:	N/A	TOTAL VOLUME: 51,692
LM CT106	TOTAL WK TO DATE VOLUME:	96,126
Committed:	61,558	Delivered: 65,978

LM CT118	TX-OK-NM	LM CT109
Neg. Cash Volume:	0	Dressed Formula Vol: 14,113
Live Steer Avg:	N/A	Steer/Heifer Avg: \$253.30
Live Heifer Avg:	N/A	Dressed Neg. Grid Vol: 0
Dressed Steer Avg:	N/A	Steer/Heifer Avg: N/A
Dressed Heifer Avg:	N/A	TOTAL VOLUME: 14,113
LM CT106	TOTAL WK TO DATE VOLUME:	24,694
Committed:	22,625	Delivered: 14,141

LM CT121	KANSAS	LM CT109
Neg. Cash Volume:	2,227	Dressed Formula Vol: 13,085
Live Steer Avg:	\$159.00	Steer/Heifer Avg: \$253.10
Live Heifer Avg:	\$159.00	Dressed Neg. Grid Vol: 1,882
Dressed Steer Avg:	N/A	Steer/Heifer Avg: \$249.13
Dressed Heifer Avg:	N/A	TOTAL VOLUME: 17,194
LM CT106	TOTAL WK TO DATE VOLUME:	33,116
Committed:	20,790	Delivered: 18,893

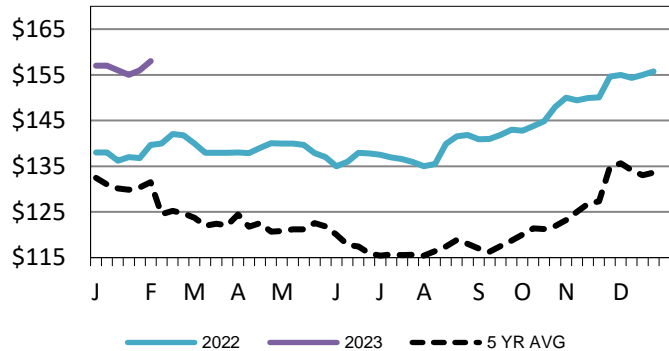
LM CT124	NEBRASKA	LM CT109
Neg. Cash Volume:	160	Dressed Formula Vol: 7,791
Live Steer Avg:	\$155.00	Steer/Heifer Avg: \$256.09
Live Heifer Avg:	N/A	Dressed Neg. Grid Vol: 1,380
Dressed Steer Avg:	N/A	Steer/Heifer Avg: \$255.86
Dressed Heifer Avg:	N/A	TOTAL VOLUME: 9,331
LM CT106	TOTAL WK TO DATE VOLUME:	18,176
Committed:	10,597	Delivered: 18,340

LM CT134	COLORADO	LM CT109
Neg. Cash Volume:	0	Dressed Formula Vol: 8,090
Live Steer Avg:	N/A	Steer/Heifer Avg: \$258.71
Live Heifer Avg:	N/A	Dressed Neg. Grid Vol: 392
Dressed Steer Avg:	N/A	Steer/Heifer Avg: \$259.17
Dressed Heifer Avg:	N/A	TOTAL VOLUME: 8,482
LM CT106	TOTAL WK TO DATE VOLUME:	11,439
Committed:	4,819	Delivered: 6,265

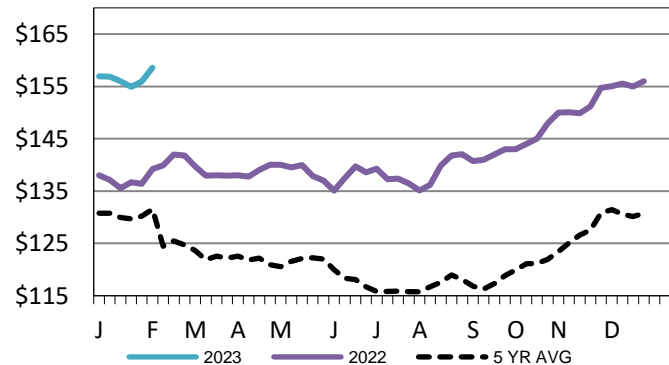
LM CT137	IA-MN	LM CT109
Neg. Cash Volume:	152	Dressed Formula Vol: 1,718
Live Steer Avg:	N/A	Steer/Heifer Avg: \$249.60
Live Heifer Avg:	N/A	Dressed Neg. Grid Vol: 778
Dressed Steer Avg:	N/A	Steer/Heifer Avg: \$259.42
Dressed Heifer Avg:	N/A	TOTAL VOLUME: 2,648
LM CT106	TOTAL WK TO DATE VOLUME:	5,969
Committed:	2,727	Delivered: 8,339

On Tuesday negotiated cash trading was slow on light demand in Kansas. A few live purchases traded at 159.00. In Nebraska and Western Cornbelt negotiated cash trading was mostly inactive with very light demand. In the Texas Panhandle negotiated cash trading was at a standstill. Not enough purchases in any of these regions for a market trend. The latest established market was last week in these regions. In the Texas Panhandle live purchases traded at 158.00. In Kansas live purchases traded from 158.00-159.00. In Nebraska live and dressed purchases traded from 155.00-159.00 and at 250.00, respectively. In the Western Cornbelt live and dressed purchases traded from 154.00-160.00 and at 250.00, respectively.

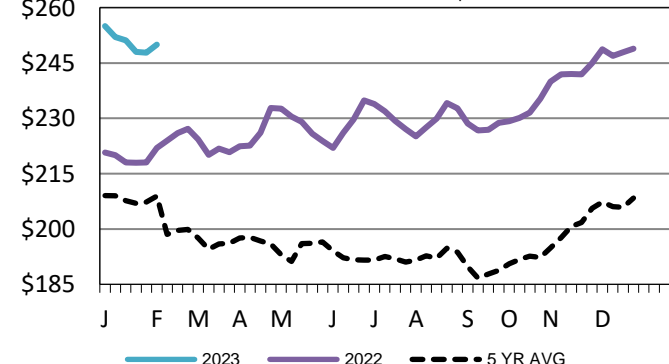
TX-OK-NM Wkly Live Steer Wtd Avg
WE 2-5-23 Price = \$ 158.00



Kansas Weekly Live Steer Weighted Average
WE 2-5-23 Price = \$158.56



Nebraska Weekly DressedSteer Weighted Avg
WE 2-5-23 Price = \$249.99



USDA Livestock, Poultry and Grain Market News

St. Joseph, Missouri

Phone: 816-676-7000

stjoe.lpgmn@ams.usda.gov