

Daily Direct Steer and Heifer Slaughter Cattle Summary

For Trade on:

Monday, February 06, 2023

LM CT100	5-AREA	LM CT109
Neg. Cash Volume:	78	Dressed Formula Vol: 41,713
Live Steer Avg:	N/A	Steer/Heifer Avg: \$251.46
Live Heifer Avg:	N/A	Dressed Neg. Grid Vol: 2,643
Dressed Steer Avg:	N/A	Steer/Heifer Avg: \$251.55
Dressed Heifer Avg:	N/A	TOTAL VOLUME: 44,434
LM CT106	TOTAL WK TO DATE VOLUME:	44,434
Committed:	51,184	Delivered: 81,939

LM CT118	TX-OK-NM	LM CT109
Neg. Cash Volume:	0	Dressed Formula Vol: 10,581
Live Steer Avg:	N/A	Steer/Heifer Avg: \$250.18
Live Heifer Avg:	N/A	Dressed Neg. Grid Vol: 0
Dressed Steer Avg:	N/A	Steer/Heifer Avg: N/A
Dressed Heifer Avg:	N/A	TOTAL VOLUME: 10,581
LM CT106	TOTAL WK TO DATE VOLUME:	10,581
Committed:	9,518	Delivered: 21,786

LM CT121	KANSAS	LM CT109
Neg. Cash Volume:	0	Dressed Formula Vol: 17,611
Live Steer Avg:	N/A	Steer/Heifer Avg: \$252.09
Live Heifer Avg:	N/A	Dressed Neg. Grid Vol: 1,311
Dressed Steer Avg:	N/A	Steer/Heifer Avg: \$251.21
Dressed Heifer Avg:	N/A	TOTAL VOLUME: 18,922
LM CT106	TOTAL WK TO DATE VOLUME:	15,922
Committed:	16,404	Delivered: 22,220

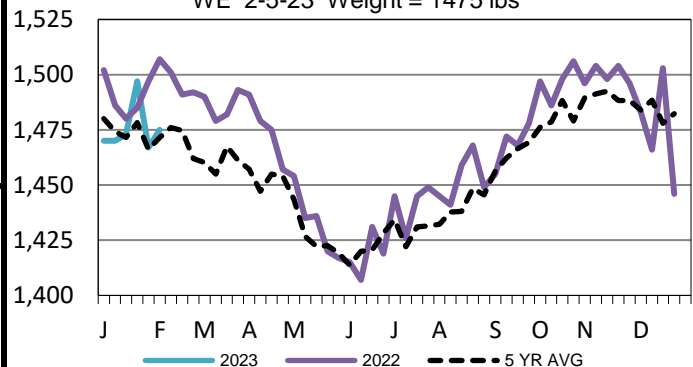
LM CT124	NEBRASKA	LM CT109
Neg. Cash Volume:	0	Dressed Formula Vol: 8,064
Live Steer Avg:	N/A	Steer/Heifer Avg: \$252.09
Live Heifer Avg:	N/A	Dressed Neg. Grid Vol: 781
Dressed Steer Avg:	N/A	Steer/Heifer Avg: \$253.00
Dressed Heifer Avg:	N/A	TOTAL VOLUME: 8,845
LM CT106	TOTAL WK TO DATE VOLUME:	8,845
Committed:	11,769	Delivered: 21,638

LM CT134	COLORADO	LM CT109
Neg. Cash Volume:	0	Dressed Formula Vol: 2,814
Live Steer Avg:	N/A	Steer/Heifer Avg: \$250.36
Live Heifer Avg:	N/A	Dressed Neg. Grid Vol: 143
Dressed Steer Avg:	N/A	Steer/Heifer Avg: \$244.75
Dressed Heifer Avg:	N/A	TOTAL VOLUME: 2,957
LM CT106	TOTAL WK TO DATE VOLUME:	2,957
Committed:	4,477	Delivered: 7,659

LM CT137	IA-MN	LM CT109
Neg. Cash Volume:	78	Dressed Formula Vol: 2,678
Live Steer Avg:	N/A	Steer/Heifer Avg: \$251.62
Live Heifer Avg:	N/A	Dressed Neg. Grid Vol: 565
Dressed Steer Avg:	N/A	Steer/Heifer Avg: \$255.44
Dressed Heifer Avg:	N/A	TOTAL VOLUME: 3,321
LM CT106	TOTAL WK TO DATE VOLUME:	3,321
Committed:	9,016	Delivered: 8,636

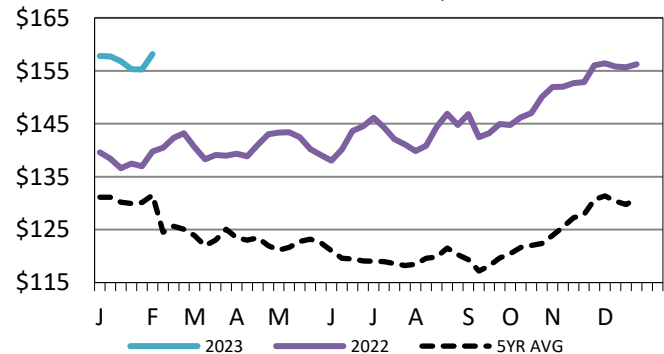
On Monday negotiated cash trading was at a standstill in the Southern Plains and Nebraska. In the Western Cornbelt negotiated cash trading was mostly inactive with very light demand. Not enough purchases for a market trend. The latest established market was last week in these regions. In the Texas Panhandle live purchases traded at 158.00. In Kansas live purchases traded from 158.00-159.00. In Nebraska live and dressed purchases traded from 155.00-159.00 and at 250.00, respectively. In the Western Cornbelt live and dressed purchases traded from 154.00-160.00 and at 250.00, respectively.

5-Area Negotiated Cash Live Steer Weights
WE 2-5-23 Weight = 1475 lbs



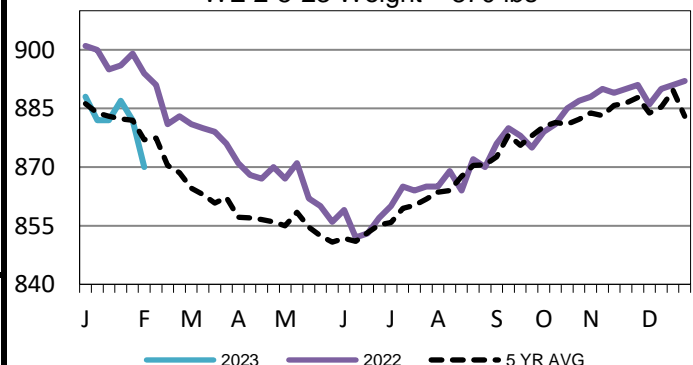
5-Area Live Steer Weighted Average

WE 2-5-23 Price = \$158.17



5-Area Formula Carcass Weight

WE 2-5-23 Weight = 870 lbs



USDA Livestock, Poultry and Grain Market News

St. Joseph, Missouri

Phone: 816-676-7000

stjoe.lpgmn@ams.usda.gov