

## Daily Direct Steer and Heifer Slaughter Cattle Summary

For Trade on:

Friday, February 03, 2023

<a href="#">LM CT100</a>	<b>5-AREA</b>	<a href="#">LM CT109</a>
<b>Neg. Cash Volume:</b>	45,267	<b>Dressed Formula Vol:</b> 49,607
Live Steer Avg:	\$158.39	Steer/Heifer Avg: \$253.44
Live Heifer Avg:	\$158.31	<b>Dressed Neg. Grid Vol:</b> 4,361
Dressed Steer Avg:	\$249.94	Steer/Heifer Avg: \$254.29
Dressed Heifer Avg:	\$249.75	<b>TOTAL VOLUME:</b> 99,235
<a href="#">LM CT106</a>	<b>TOTAL WK TO DATE VOLUME:</b>	<b>296,515</b>
<b>Committed:</b>	<b>139,903</b>	<b>Delivered:</b> 75,984

<a href="#">LM CT118</a>	<b>TX-OK-NM</b>	<a href="#">LM CT109</a>
<b>Neg. Cash Volume:</b>	2,369	<b>Dressed Formula Vol:</b> 18,531
Live Steer Avg:	\$158.00	Steer/Heifer Avg: \$248.94
Live Heifer Avg:	\$158.00	<b>Dressed Neg. Grid Vol:</b> 0
Dressed Steer Avg:	N/A	Steer/Heifer Avg: N/A
Dressed Heifer Avg:	N/A	<b>TOTAL VOLUME:</b> 20,900
<a href="#">LM CT106</a>	<b>TOTAL WK TO DATE VOLUME:</b>	<b>65,203</b>
<b>Committed:</b>	<b>27,945</b>	<b>Delivered:</b> 12,900

<a href="#">LM CT121</a>	<b>KANSAS</b>	<a href="#">LM CT109</a>
<b>Neg. Cash Volume:</b>	6,119	<b>Dressed Formula Vol:</b> 17,069
Live Steer Avg:	\$158.56	Steer/Heifer Avg: \$252.76
Live Heifer Avg:	\$158.54	<b>Dressed Neg. Grid Vol:</b> 796
Dressed Steer Avg:	N/A	Steer/Heifer Avg: \$248.08
Dressed Heifer Avg:	N/A	<b>TOTAL VOLUME:</b> 23,984
<a href="#">LM CT106</a>	<b>TOTAL WK TO DATE VOLUME:</b>	<b>82,961</b>
<b>Committed:</b>	<b>30,975</b>	<b>Delivered:</b> 27,033

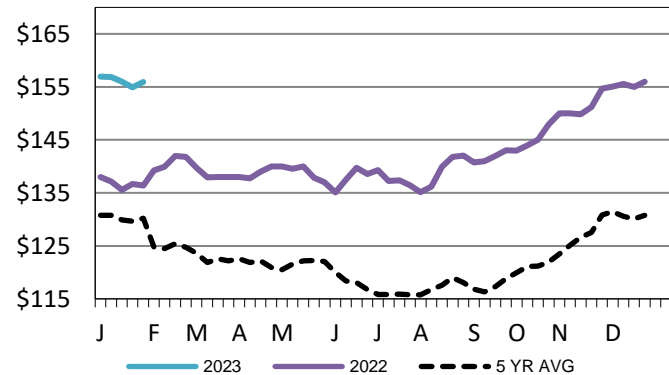
<a href="#">LM CT124</a>	<b>NEBRASKA</b>	<a href="#">LM CT109</a>
<b>Neg. Cash Volume:</b>	15,437	<b>Dressed Formula Vol:</b> 8,510
Live Steer Avg:	\$156.83	Steer/Heifer Avg: \$262.85
Live Heifer Avg:	\$158.34	<b>Dressed Neg. Grid Vol:</b> 1,746
Dressed Steer Avg:	\$249.99	Steer/Heifer Avg: \$256.12
Dressed Heifer Avg:	\$249.85	<b>TOTAL VOLUME:</b> 25,693
<a href="#">LM CT106</a>	<b>TOTAL WK TO DATE VOLUME:</b>	<b>77,652</b>
<b>Committed:</b>	<b>33,306</b>	<b>Delivered:</b> 21,818

<a href="#">LM CT134</a>	<b>COLORADO</b>	<a href="#">LM CT109</a>
<b>Neg. Cash Volume:</b>	0	<b>Dressed Formula Vol:</b> 2,668
Live Steer Avg:	N/A	Steer/Heifer Avg: \$257.96
Live Heifer Avg:	N/A	<b>Dressed Neg. Grid Vol:</b> 472
Dressed Steer Avg:	N/A	Steer/Heifer Avg: \$259.72
Dressed Heifer Avg:	N/A	<b>TOTAL VOLUME:</b> 3,140
<a href="#">LM CT106</a>	<b>TOTAL WK TO DATE VOLUME:</b>	<b>26,191</b>
<b>Committed:</b>	<b>21,716</b>	<b>Delivered:</b> 4,391

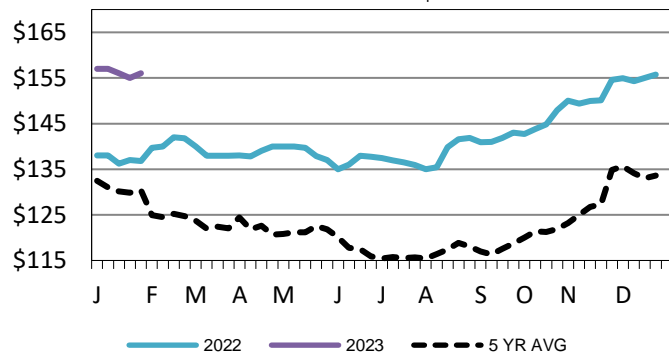
<a href="#">LM CT137</a>	<b>IA-MN</b>	<a href="#">LM CT109</a>
<b>Neg. Cash Volume:</b>	21,342	<b>Dressed Formula Vol:</b> 3,026
Live Steer Avg:	\$159.06	Steer/Heifer Avg: \$254.30
Live Heifer Avg:	\$158.20	<b>Dressed Neg. Grid Vol:</b> 1,347
Dressed Steer Avg:	\$249.81	Steer/Heifer Avg: \$253.69
Dressed Heifer Avg:	\$249.44	<b>TOTAL VOLUME:</b> 25,715
<a href="#">LM CT106</a>	<b>TOTAL WK TO DATE VOLUME:</b>	<b>45,693</b>
<b>Committed:</b>	<b>25,961</b>	<b>Delivered:</b> 9,842

On Friday negotiated cash trading was slow with moderate demand. In the Texas Panhandle, compared to last week, live purchases traded 2.00 higher at 158.00. In Kansas, compared to last week, live purchases traded 2.00-3.00 higher from 158.00-159.00. In Nebraska and Western Cornbelt negotiated cash trading was moderate on good demand. In Nebraska, compared to last week, live purchases traded 2.00-3.00 higher from 155.00-159.00 and dressed purchases traded 2.00 higher at 250.00. In the Western Cornbelt, compared to last week, live purchases ranged from 155.00-160.00, with the bulk 3.00-8.00 higher 158.00-160.00, and dressed purchases traded 2.00 higher at 250.00.

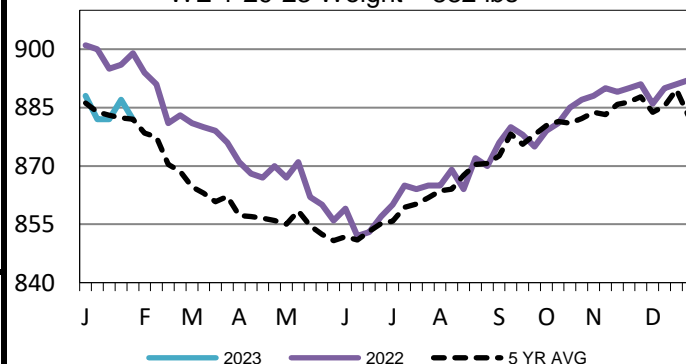
**Kansas Weekly Live Steer Weighted Average**  
WE 1-29-23 Price = \$155.91



**TX-OK-NM Wkly Live Steer Wtd Avg**  
WE 1-29-23 Price = \$ 156.00



**5-Area Formula Carcass Weight**  
WE 1-29-23 Weight = 882 lbs



## USDA Livestock, Poultry and Grain Market News

St. Joseph, Missouri

Phone: 816-676-7000

[stjoe.lpgmn@ams.usda.gov](mailto:stjoe.lpgmn@ams.usda.gov)