

## Daily Direct Steer and Heifer Slaughter Cattle Summary

For Trade on:

Wednesday, February 01, 2023

|                          |                                 |                                     |
|--------------------------|---------------------------------|-------------------------------------|
| <a href="#">LM CT100</a> | <b>5-AREA</b>                   | <a href="#">LM CT109</a>            |
| <b>Neg. Cash Volume:</b> | 779                             | <b>Dressed Formula Vol:</b> 35,954  |
| Live Steer Avg:          | \$158.16                        | Steer/Heifer Avg: \$252.02          |
| Live Heifer Avg:         | N/A                             | <b>Dressed Neg. Grid Vol:</b> 4,958 |
| Dressed Steer Avg:       | N/A                             | Steer/Heifer Avg: \$254.98          |
| Dressed Heifer Avg:      | N/A                             | <b>TOTAL VOLUME:</b> 41,691         |
| <a href="#">LM CT106</a> | <b>TOTAL WK TO DATE VOLUME:</b> | <b>98,933</b>                       |
| <b>Committed:</b>        | <b>38,254</b>                   | <b>Delivered:</b> 71,499            |

|                          |                                 |                                   |
|--------------------------|---------------------------------|-----------------------------------|
| <a href="#">LM CT118</a> | <b>TX-OK-NM</b>                 | <a href="#">LM CT109</a>          |
| <b>Neg. Cash Volume:</b> | 0                               | <b>Dressed Formula Vol:</b> 8,665 |
| Live Steer Avg:          | N/A                             | Steer/Heifer Avg: \$247.33        |
| Live Heifer Avg:         | N/A                             | <b>Dressed Neg. Grid Vol:</b> 0   |
| Dressed Steer Avg:       | N/A                             | Steer/Heifer Avg: N/A             |
| Dressed Heifer Avg:      | N/A                             | <b>TOTAL VOLUME:</b> 8,665        |
| <a href="#">LM CT106</a> | <b>TOTAL WK TO DATE VOLUME:</b> | <b>25,348</b>                     |
| <b>Committed:</b>        | <b>8,357</b>                    | <b>Delivered:</b> 17,382          |

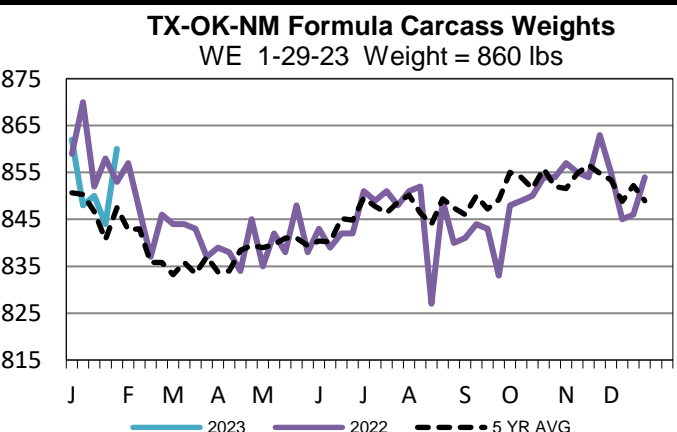
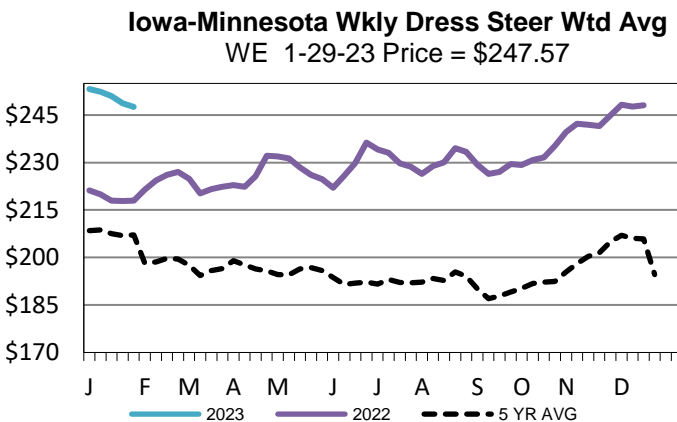
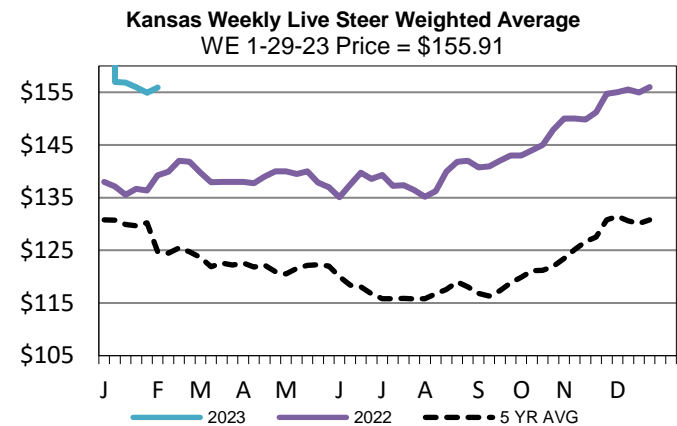
|                          |                                 |                                    |
|--------------------------|---------------------------------|------------------------------------|
| <a href="#">LM CT121</a> | <b>KANSAS</b>                   | <a href="#">LM CT109</a>           |
| <b>Neg. Cash Volume:</b> | 0                               | <b>Dressed Formula Vol:</b> 11,201 |
| Live Steer Avg:          | N/A                             | Steer/Heifer Avg: \$250.89         |
| Live Heifer Avg:         | N/A                             | <b>Dressed Neg. Grid Vol:</b> 886  |
| Dressed Steer Avg:       | N/A                             | Steer/Heifer Avg: \$253.24         |
| Dressed Heifer Avg:      | N/A                             | <b>TOTAL VOLUME:</b> 12,087        |
| <a href="#">LM CT106</a> | <b>TOTAL WK TO DATE VOLUME:</b> | <b>32,396</b>                      |
| <b>Committed:</b>        | <b>9,770</b>                    | <b>Delivered:</b> 18,575           |

|                          |                                 |                                     |
|--------------------------|---------------------------------|-------------------------------------|
| <a href="#">LM CT124</a> | <b>NEBRASKA</b>                 | <a href="#">LM CT109</a>            |
| <b>Neg. Cash Volume:</b> | 0                               | <b>Dressed Formula Vol:</b> 9,023   |
| Live Steer Avg:          | N/A                             | Steer/Heifer Avg: \$255.43          |
| Live Heifer Avg:         | N/A                             | <b>Dressed Neg. Grid Vol:</b> 2,310 |
| Dressed Steer Avg:       | N/A                             | Steer/Heifer Avg: \$254.16          |
| Dressed Heifer Avg:      | N/A                             | <b>TOTAL VOLUME:</b> 11,333         |
| <a href="#">LM CT106</a> | <b>TOTAL WK TO DATE VOLUME:</b> | <b>22,442</b>                       |
| <b>Committed:</b>        | <b>12,976</b>                   | <b>Delivered:</b> 21,686            |

|                          |                                 |                                   |
|--------------------------|---------------------------------|-----------------------------------|
| <a href="#">LM CT134</a> | <b>COLORADO</b>                 | <a href="#">LM CT109</a>          |
| <b>Neg. Cash Volume:</b> | 0                               | <b>Dressed Formula Vol:</b> 4,665 |
| Live Steer Avg:          | N/A                             | Steer/Heifer Avg: \$256.98        |
| Live Heifer Avg:         | N/A                             | <b>Dressed Neg. Grid Vol:</b> 184 |
| Dressed Steer Avg:       | N/A                             | Steer/Heifer Avg: \$259.34        |
| Dressed Heifer Avg:      | N/A                             | <b>TOTAL VOLUME:</b> 4,849        |
| <a href="#">LM CT106</a> | <b>TOTAL WK TO DATE VOLUME:</b> | <b>11,038</b>                     |
| <b>Committed:</b>        | <b>1,045</b>                    | <b>Delivered:</b> 5,766           |

|                          |                                 |                                     |
|--------------------------|---------------------------------|-------------------------------------|
| <a href="#">LM CT137</a> | <b>IA-MN</b>                    | <a href="#">LM CT109</a>            |
| <b>Neg. Cash Volume:</b> | 779                             | <b>Dressed Formula Vol:</b> 2,628   |
| Live Steer Avg:          | \$158.16                        | Steer/Heifer Avg: \$253.16          |
| Live Heifer Avg:         | N/A                             | <b>Dressed Neg. Grid Vol:</b> 1,690 |
| Dressed Steer Avg:       | N/A                             | Steer/Heifer Avg: \$256.80          |
| Dressed Heifer Avg:      | N/A                             | <b>TOTAL VOLUME:</b> 5,097          |
| <a href="#">LM CT106</a> | <b>TOTAL WK TO DATE VOLUME:</b> | <b>8,206</b>                        |
| <b>Committed:</b>        | <b>6,106</b>                    | <b>Delivered:</b> 8,090             |

On Wednesday negotiated cash trade was at a standstill in the Southern Plains and Nebraska. In the Western Cornbelt negotiated cash traded was mostly inactive with very light demand. Not enough purchases for a market trend. Last week in the Southern Plains live purchases traded at 156.00. In Nebraska last week, live and dressed purchases traded from 153.00-156.00 and at 248.00, respectively. Last week in the Western Cornbelt live and dressed purchases traded from 152.00-157.00 and at 248.00, respectively.



## USDA Livestock, Poultry and Grain Market News

St. Joseph, Missouri

Phone: 816-676-7000

[stjoe.lpgmn@ams.usda.gov](mailto:stjoe.lpgmn@ams.usda.gov)