

Daily Direct Steer and Heifer Slaughter Cattle Summary

For Trade on:

Tuesday, January 31, 2023

LM CT100	5-AREA	LM CT109
Neg. Cash Volume: 34		Dressed Formula Vol: 42,499
Live Steer Avg: N/A		Steer/Heifer Avg: \$253.79
Live Heifer Avg: N/A		Dressed Neg. Grid Vol: 5,187
Dressed Steer Avg: N/A		Steer/Heifer Avg: \$256.73
Dressed Heifer Avg: N/A		TOTAL VOLUME: 47,720
LM CT106	TOTAL WK TO DATE VOLUME:	98,933
Committed: 74,900	Delivered:	82,981

LM CT118	TX-OK-NM	LM CT109
Neg. Cash Volume: 0		Dressed Formula Vol: 11,826
Live Steer Avg: N/A		Steer/Heifer Avg: \$249.46
Live Heifer Avg: N/A		Dressed Neg. Grid Vol: 0
Dressed Steer Avg: N/A		Steer/Heifer Avg: N/A
Dressed Heifer Avg: N/A		TOTAL VOLUME: 11,826
LM CT106	TOTAL WK TO DATE VOLUME:	25,348
Committed: 31,350	Delivered:	17,141

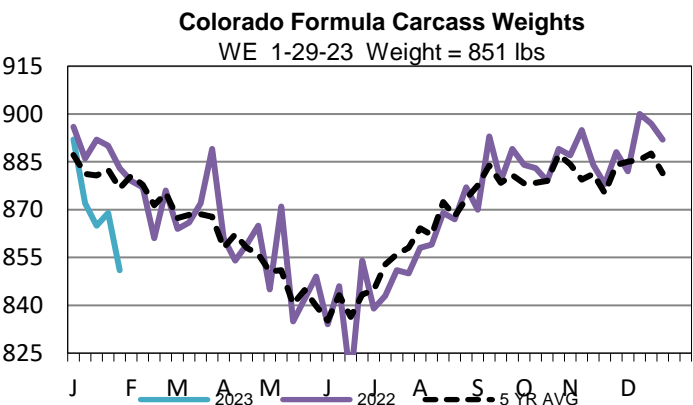
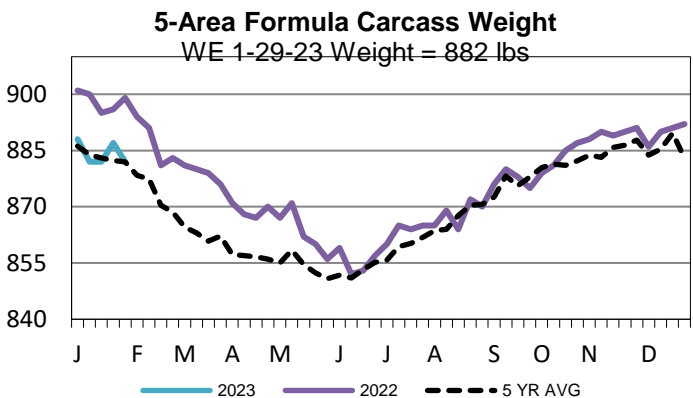
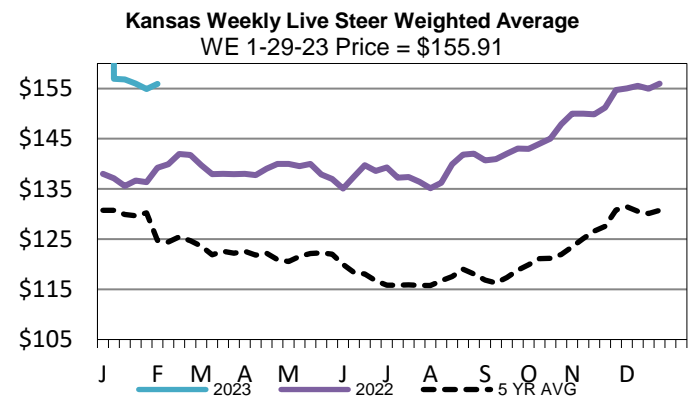
LM CT121	KANSAS	LM CT109
Neg. Cash Volume: 0		Dressed Formula Vol: 13,699
Live Steer Avg: N/A		Steer/Heifer Avg: \$253.14
Live Heifer Avg: N/A		Dressed Neg. Grid Vol: 2,074
Dressed Steer Avg: N/A		Steer/Heifer Avg: \$253.23
Dressed Heifer Avg: N/A		TOTAL VOLUME: 15,773
LM CT106	TOTAL WK TO DATE VOLUME:	32,396
Committed: 17,873	Delivered:	23,422

LM CT124	NEBRASKA	LM CT109
Neg. Cash Volume: 0		Dressed Formula Vol: 7,310
Live Steer Avg: N/A		Steer/Heifer Avg: \$258.48
Live Heifer Avg: N/A		Dressed Neg. Grid Vol: 2,007
Dressed Steer Avg: N/A		Steer/Heifer Avg: \$257.05
Dressed Heifer Avg: N/A		TOTAL VOLUME: 9,317
LM CT106	TOTAL WK TO DATE VOLUME:	22,442
Committed: 13,021	Delivered:	17,397

LM CT134	COLORADO	LM CT109
Neg. Cash Volume: 0		Dressed Formula Vol: 7,149
Live Steer Avg: N/A		Steer/Heifer Avg: \$257.74
Live Heifer Avg: N/A		Dressed Neg. Grid Vol: 88
Dressed Steer Avg: N/A		Steer/Heifer Avg: \$257.77
Dressed Heifer Avg: N/A		TOTAL VOLUME: 7,237
LM CT106	TOTAL WK TO DATE VOLUME:	11,038
Committed: 4,827	Delivered:	6,541

LM CT137	IA-MN	LM CT109
Neg. Cash Volume: 34		Dressed Formula Vol: 2,668
Live Steer Avg: N/A		Steer/Heifer Avg: \$253.38
Live Heifer Avg: N/A		Dressed Neg. Grid Vol: 1,057
Dressed Steer Avg: N/A		Steer/Heifer Avg: \$263.56
Dressed Heifer Avg: N/A		TOTAL VOLUME: 3,759
LM CT106	TOTAL WK TO DATE VOLUME:	8,206
Committed: 7,829	Delivered:	18,480

On Tuesday negotiated cash trade was at a standstill in the Southern Plains and Nebraska. In the Western Cornbelt negotiated cash traded was mostly inactive with very light demand. Not enough purchases for a market trend. Last week in the Southern Plains live purchases traded at 156.00. In Nebraska last week, live and dressed purchases traded from 153.00-156.00 and at 248.00, respectively. Last week in the Western Cornbelt live and dressed purchases traded from 152.00-157.00 and at 248.00, respectively.



USDA Livestock, Poultry and Grain Market News

St. Joseph, Missouri

Phone: 816-676-7000

stjoe.lpgmn@ams.usda.gov