

Daily Direct Steer and Heifer Slaughter Cattle Summary

For Trade on:

Thursday, January 26, 2023

LM CT100	5-AREA	LM CT109
Neg. Cash Volume:	25,457	Dressed Formula Vol: 57,515
Live Steer Avg:	\$153.86	Steer/Heifer Avg: \$252.22
Live Heifer Avg:	\$154.56	Dressed Neg. Grid Vol: 2,128
Dressed Steer Avg:	\$247.73	Steer/Heifer Avg: \$253.79
Dressed Heifer Avg:	\$247.44	TOTAL VOLUME: 85,100
LM CT106	TOTAL WK TO DATE VOLUME: 220,722	
Committed:	69,843	Delivered: 69,857

LM CT118	TX-OK-NM	LM CT109
Neg. Cash Volume:	0	Dressed Formula Vol: 16,133
Live Steer Avg:	N/A	Steer/Heifer Avg: \$248.27
Live Heifer Avg:	N/A	Dressed Neg. Grid Vol: 0
Dressed Steer Avg:	N/A	Steer/Heifer Avg: N/A
Dressed Heifer Avg:	N/A	TOTAL VOLUME: 16,133
LM CT106	TOTAL WK TO DATE VOLUME: 50,814	
Committed:	1,762	Delivered: 15,022

LM CT121	KANSAS	LM CT109
Neg. Cash Volume:	162	Dressed Formula Vol: 16,102
Live Steer Avg:	\$154.00	Steer/Heifer Avg: \$251.17
Live Heifer Avg:	N/A	Dressed Neg. Grid Vol: 935
Dressed Steer Avg:	N/A	Steer/Heifer Avg: \$251.54
Dressed Heifer Avg:	N/A	TOTAL VOLUME: 17,199
LM CT106	TOTAL WK TO DATE VOLUME: 60,177	
Committed:	15,108	Delivered: 19,713

LM CT124	NEBRASKA	LM CT109
Neg. Cash Volume:	13,325	Dressed Formula Vol: 13,686
Live Steer Avg:	\$152.91	Steer/Heifer Avg: \$257.02
Live Heifer Avg:	\$154.11	Dressed Neg. Grid Vol: 603
Dressed Steer Avg:	\$247.78	Steer/Heifer Avg: \$255.30
Dressed Heifer Avg:	\$247.42	TOTAL VOLUME: 27,614
LM CT106	TOTAL WK TO DATE VOLUME: 58,926	
Committed:	31,520	Delivered: 19,377

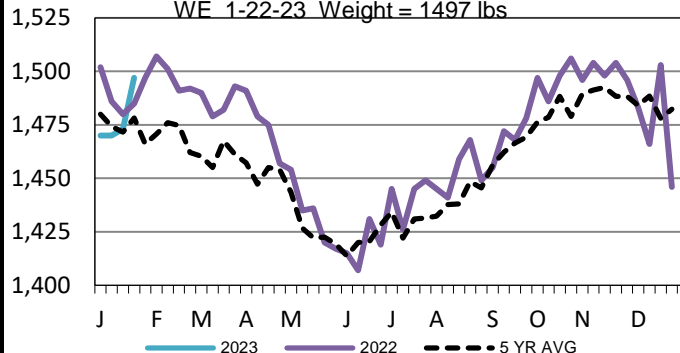
LM CT134	COLORADO	LM CT109
Neg. Cash Volume:	0	Dressed Formula Vol: 8,395
Live Steer Avg:	N/A	Steer/Heifer Avg: \$253.20
Live Heifer Avg:	N/A	Dressed Neg. Grid Vol: 220
Dressed Steer Avg:	N/A	Steer/Heifer Avg: \$255.42
Dressed Heifer Avg:	N/A	TOTAL VOLUME: 8,615
LM CT106	TOTAL WK TO DATE VOLUME: 22,370	
Committed:	4,863	Delivered: 8,383

LM CT137	IA-MN	LM CT109
Neg. Cash Volume:	11,970	Dressed Formula Vol: 3,433
Live Steer Avg:	\$154.12	Steer/Heifer Avg: \$254.54
Live Heifer Avg:	\$154.86	Dressed Neg. Grid Vol: 370
Dressed Steer Avg:	\$247.63	Steer/Heifer Avg: \$256.05
Dressed Heifer Avg:	\$247.49	TOTAL VOLUME: 15,773
LM CT106	TOTAL WK TO DATE VOLUME: 29,313	
Committed:	16,590	Delivered: 7,362

On Thursday negotiated cash trading was slow to moderate with moderate demand in Nebraska and Western Cornbelt. Compared to last week, in Nebraska, dressed purchases traded mostly steady at 248.00. Not enough live purchases in any price range for a full market trend. Last week live purchases traded at 155.00. In the Western Cornbelt, compared to last week, live purchases traded 1.00-4.00 lower from 152.00-157.00 and dressed purchases traded steady to 2.00 lower at 248.00. In the Southern Plains negotiated cash trading was mostly inactive on very light demand. Not enough purchases for a market trend. Last week in the Southern Plains live purchases traded at 155.00.

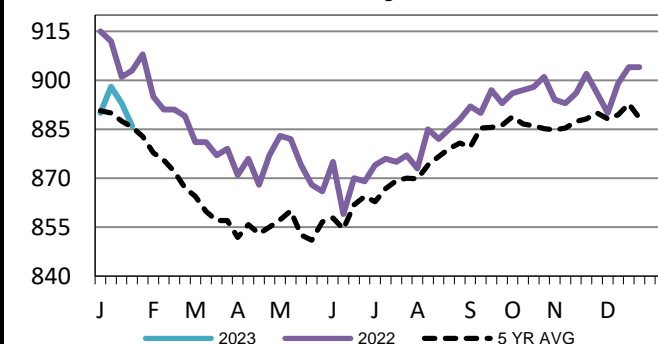
5-Area Negotiated Cash Live Steer Weights

WE 1-22-23 Weight = 1497 lbs



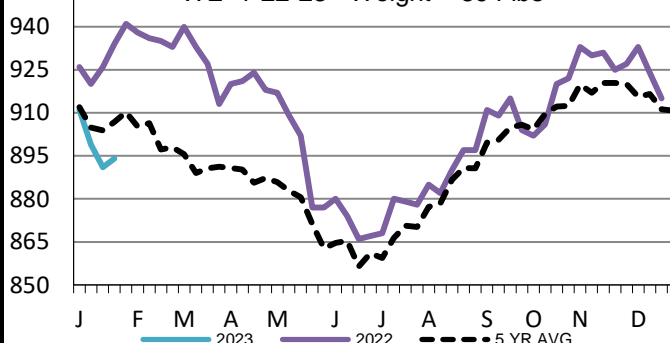
Kansas Formula Carcass Weights

WE 1-22-23 Weight = 886 lbs



Nebraska Formula Carcass Weights

WE 1-22-23 Weight = 894 lbs



USDA Livestock, Poultry and Grain Market News

St. Joseph, Missouri

Phone: 816-676-7000

stjoe.lpgmn@ams.usda.gov