

Daily Direct Steer and Heifer Slaughter Cattle Summary

For Trade on:

Monday, January 23, 2023

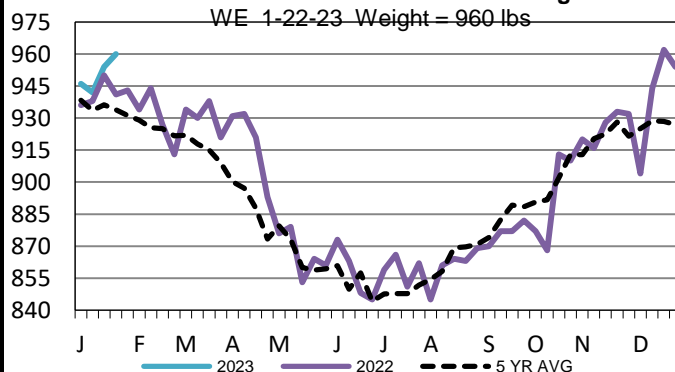
LM CT100	5-AREA	LM CT109	
Neg. Cash Volume:	180	Dressed Formula Vol:	46,503
Live Steer Avg:	N/A	Steer/Heifer Avg:	\$253.08
Live Heifer Avg:	N/A	Dressed Neg. Grid Vol:	1,568
Dressed Steer Avg:	\$245.00	Steer/Heifer Avg:	\$255.79
Dressed Heifer Avg:	N/A	TOTAL VOLUME:	48,251
LM CT106	TOTAL WK TO DATE VOLUME:		48,251
Committed:	84,238	Delivered:	77,756

For Monday negotiated cash trade was at a standstill in the Southern Plains and Nebraska. In the Western Cornbelt negotiated cash trade was mostly inactive on very light demand. Not enough purchases for a market trend. Last week in the Southern Plains and Nebraska live purchases traded at 155.00 and, in Nebraska, dressed purchases traded at 248.00. For the prior week in the Western Cornbelt live and dressed purchases traded from 156.00-158.00 and from 248.00-250.00, respectively.

LM CT118	TX-OK-NM	LM CT109	
Neg. Cash Volume:	0	Dressed Formula Vol:	12,040
Live Steer Avg:	N/A	Steer/Heifer Avg:	\$251.40
Live Heifer Avg:	N/A	Dressed Neg. Grid Vol:	0
Dressed Steer Avg:	N/A	Steer/Heifer Avg:	N/A
Dressed Heifer Avg:	N/A	TOTAL VOLUME:	12,040
LM CT106	TOTAL WK TO DATE VOLUME:		12,040
Committed:	21,288	Delivered:	18,155

Iowa-Minnesota Formula Carcass Weights

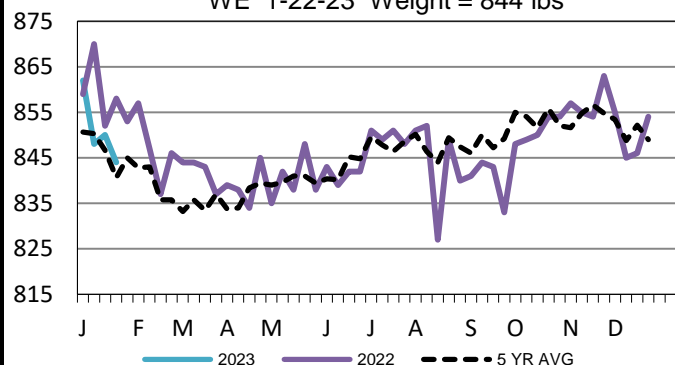
WE 1-22-23 Weight = 960 lbs



LM CT121	KANSAS	LM CT109	
Neg. Cash Volume:	0	Dressed Formula Vol:	19,713
Live Steer Avg:	N/A	Steer/Heifer Avg:	\$251.78
Live Heifer Avg:	N/A	Dressed Neg. Grid Vol:	665
Dressed Steer Avg:	N/A	Steer/Heifer Avg:	\$248.96
Dressed Heifer Avg:	N/A	TOTAL VOLUME:	20,378
LM CT106	TOTAL WK TO DATE VOLUME:		20,378
Committed:	18,036	Delivered:	22,345

TX-OK-NM Formula Carcass Weights

WE 1-22-23 Weight = 844 lbs

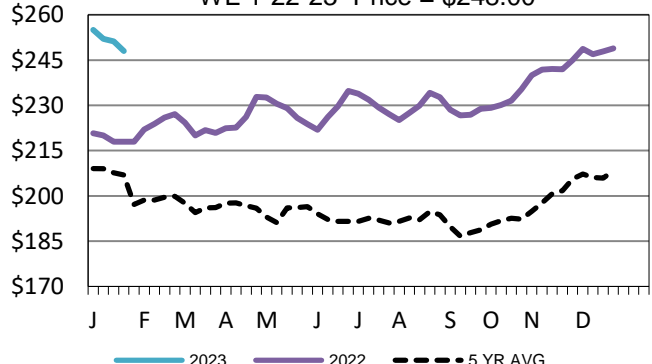


LM CT124	NEBRASKA	LM CT109	
Neg. Cash Volume:	0	Dressed Formula Vol:	8,742
Live Steer Avg:	N/A	Steer/Heifer Avg:	\$256.27
Live Heifer Avg:	N/A	Dressed Neg. Grid Vol:	603
Dressed Steer Avg:	N/A	Steer/Heifer Avg:	\$258.13
Dressed Heifer Avg:	N/A	TOTAL VOLUME:	9,345
LM CT106	TOTAL WK TO DATE VOLUME:		9,345
Committed:	30.979	Delivered:	19.696

LM CT134	COLORADO	LM CT109
Neg. Cash Volume:	0	Dressed Formula Vol: 4,276
Live Steer Avg:	N/A	Steer/Heifer Avg: \$256.37
Live Heifer Avg:	N/A	Dressed Neg. Grid Vol: 0
Dressed Steer Avg:	N/A	Steer/Heifer Avg: N/A
Dressed Heifer Avg:	N/A	TOTAL VOLUME: 4,276
LM CT106	TOTAL WK TO DATE VOLUME: 4,276	
Committed:	4.918	Delivered: 8.091

Nebraska Weekly DressedSteer Weighted Avg

WE 1-22-23 Price = \$248.00



LM CT137	IA-MN	LM CT109	
Neg. Cash Volume:	180	Dressed Formula Vol:	1,871
Live Steer Avg:	N/A	Steer/Heifer Avg:	\$255.16
Live Heifer Avg:	N/A	Dressed Neg. Grid Vol:	321
Dressed Steer Avg:	\$245.00	Steer/Heifer Avg:	\$266.09
Dressed Heifer Avg:	N/A	TOTAL VOLUME:	2,372
LM CT106	TOTAL WK TO DATE VOLUME:		2,372
Committed:	9,017	Delivered:	9,469

USDA Livestock, Poultry and Grain Market News

St. Joseph, Missouri

Phone: 816-676-7000

stjoe.lpgmn@ams.usda.gov