

Daily Direct Steer and Heifer Slaughter Cattle Summary

For Trade on:

Friday, January 13, 2023

LM CT100	5-AREA	LM CT109
Neg. Cash Volume:	31,816	Dressed Formula Vol: 49,178
Live Steer Avg:	\$156.26	Steer/Heifer Avg: \$254.95
Live Heifer Avg:	\$156.00	Dressed Neg. Grid Vol: 2,977
Dressed Steer Avg:	\$251.56	Steer/Heifer Avg: \$255.79
Dressed Heifer Avg:	\$250.78	TOTAL VOLUME: 83,971
LM CT106	TOTAL WK TO DATE VOLUME:	302,864
Committed:	150,007	Delivered: 93,714

LM CT118	TX-OK-NM	LM CT109
Neg. Cash Volume:	6,123	Dressed Formula Vol: 13,723
Live Steer Avg:	\$156.00	Steer/Heifer Avg: \$250.49
Live Heifer Avg:	\$156.00	Dressed Neg. Grid Vol: 0
Dressed Steer Avg:	N/A	Steer/Heifer Avg: N/A
Dressed Heifer Avg:	N/A	TOTAL VOLUME: 19,846
LM CT106	TOTAL WK TO DATE VOLUME:	70,543
Committed:	50,602	Delivered: 27,232

LM CT121	KANSAS	LM CT109
Neg. Cash Volume:	11,402	Dressed Formula Vol: 21,928
Live Steer Avg:	\$155.97	Steer/Heifer Avg: \$254.74
Live Heifer Avg:	\$155.90	Dressed Neg. Grid Vol: 408
Dressed Steer Avg:	\$246.00	Steer/Heifer Avg: \$253.07
Dressed Heifer Avg:	N/A	TOTAL VOLUME: 33,738
LM CT106	TOTAL WK TO DATE VOLUME:	92,621
Committed:	44,475	Delivered: 23,642

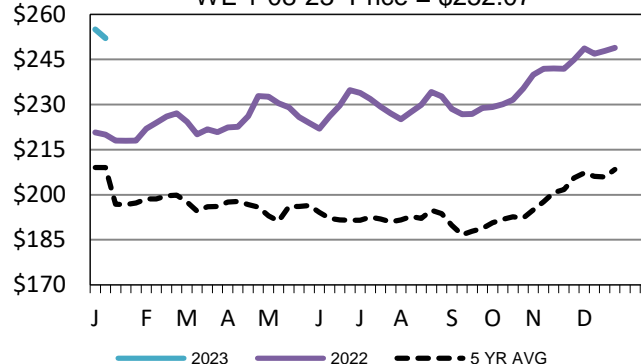
LM CT124	NEBRASKA	LM CT109
Neg. Cash Volume:	8,313	Dressed Formula Vol: 8,980
Live Steer Avg:	\$155.89	Steer/Heifer Avg: \$261.29
Live Heifer Avg:	\$156.00	Dressed Neg. Grid Vol: 1,319
Dressed Steer Avg:	\$251.66	Steer/Heifer Avg: \$255.00
Dressed Heifer Avg:	\$250.52	TOTAL VOLUME: 18,612
LM CT106	TOTAL WK TO DATE VOLUME:	78,020
Committed:	28,738	Delivered: 22,445

LM CT134	COLORADO	LM CT109
Neg. Cash Volume:	0	Dressed Formula Vol: 2,443
Live Steer Avg:	N/A	Steer/Heifer Avg: \$257.11
Live Heifer Avg:	N/A	Dressed Neg. Grid Vol: 0
Dressed Steer Avg:	N/A	Steer/Heifer Avg: N/A
Dressed Heifer Avg:	N/A	TOTAL VOLUME: 2,443
LM CT106	TOTAL WK TO DATE VOLUME:	23,484
Committed:	14,627	Delivered: 8,616

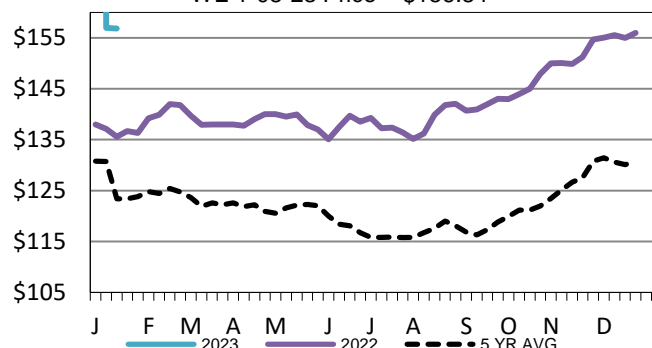
LM CT137	IA-MN	LM CT109
Neg. Cash Volume:	5,978	Dressed Formula Vol: 2,328
Live Steer Avg:	\$158.07	Steer/Heifer Avg: \$257.16
Live Heifer Avg:	\$156.68	Dressed Neg. Grid Vol: 1,250
Dressed Steer Avg:	\$251.26	Steer/Heifer Avg: \$257.53
Dressed Heifer Avg:	\$251.51	TOTAL VOLUME: 9,556
LM CT106	TOTAL WK TO DATE VOLUME:	39,036
Committed:	11,565	Delivered: 11,779

On Friday in the Southern Plains negotiated cash trade was moderate with moderate demand. Compared to last week, the bulk of live purchase traded 1.00 lower at 156.00. In Nebraska and the Western Cornbelt negotiated cash trade was slow with light to moderate demand. In Nebraska, compared last week, live purchases traded 1.00 lower at 156.00, on a light test. Dressed purchases, compared to the last dressed purchase market on Thursday, traded steady from 250.00-252.00, with a light test. In the Western Cornbelt not enough purchases for a market test. Thursday was the last reported live purchase market with live from 157.00-159.00 and last week dressed purchases traded at 252.00

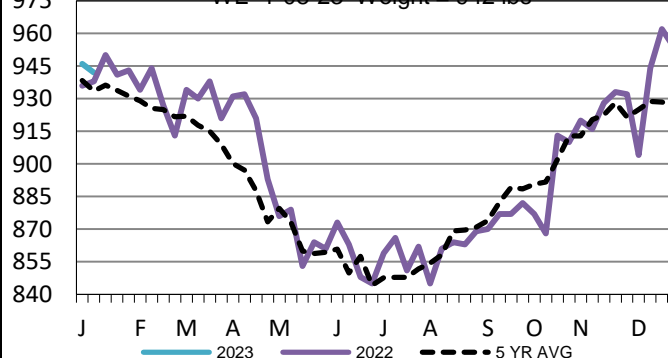
Nebraska Weekly DressedSteer Weighted Avg
WE 1-08-23 Price = \$252.07



Kansas Weekly Live Steer Weighted Average
WE 1-08-23 Price = \$156.84



Iowa-Minnesota Formula Carcass Weights
WE 1-08-23 Weight = 942 lbs



USDA Livestock, Poultry and Grain Market News

St. Joseph, Missouri

Phone: 816-676-7000

stjoe.lpgmn@ams.usda.gov